

3GPP TS 32.602 V11.2.0 (2013-03)

Technical Specification

**3rd Generation Partnership Project;
Technical Specification Group Services and System Aspects;
Telecommunication management;
Configuration Management (CM);
Basic CM Integration Reference Point (IRP);
Information Service (IS)
(Release 11)**



The present document has been developed within the 3rd Generation Partnership Project (3GPP™) and may be further elaborated for the purposes of 3GPP. The present document has not been subject to any approval process by the 3GPP Organizational Partners and shall not be implemented. This Specification is provided for future development work within 3GPP only. The Organizational Partners accept no liability for any use of this Specification. Specifications and reports for implementation of the 3GPP™ system should be obtained via the 3GPP Organizational Partners' Publications Offices.

Keywords

UMTS, management

3GPP

Postal address

3GPP support office address

650 Route des Lucioles - Sophia Antipolis
Valbonne - FRANCE
Tel.: +33 4 92 94 42 00 Fax: +33 4 93 65 47 16

Internet

<http://www.3gpp.org>

Copyright Notification

No part may be reproduced except as authorized by written permission.
The copyright and the foregoing restriction extend to reproduction in all media.

© 2013, 3GPP Organizational Partners (ARIB, ATIS, CCSA, ETSI, TTA, TTC).
All rights reserved.

UMTS™ is a Trade Mark of ETSI registered for the benefit of its members
3GPP™ is a Trade Mark of ETSI registered for the benefit of its Members and of the 3GPP Organizational Partners
LTE™ is a Trade Mark of ETSI currently being registered for the benefit of its Members and of the 3GPP Organizational Partners
GSM® and the GSM logo are registered and owned by the GSM Association

Contents

Foreword	5
Introduction	5
1 Scope	6
2 References.....	6
3 Definitions and abbreviations	7
3.1 Definitions	7
3.2 Abbreviations.....	8
4 System overview	9
4.1 System Context	9
4.2 Compliance rules	10
5 Modelling approach	10
6 Model.....	10
6.1 Imported information entities and local labels	10
6.2 Class diagram.....	11
6.2.1 Relationships.....	11
6.2.2 Inheritance	11
6.3 Class Definitions	11
6.3.1 BasicCmIRP	11
6.3.1.1 Definition	11
6.3.2 ManagedEntity.....	11
6.3.2.1 Definition	11
6.4 Information relationship definitions	12
6.4.1 Void	12
7 Interface Definition	12
7.1 Class diagram.....	12
7.2 Generic rules.....	12
7.3 Interface PassiveCmIRPOperations#1.....	13
7.3.1 getMoAttributes (M).....	13
7.3.1.1 Definition	13
7.3.1.2 Input Parameters	13
7.3.1.3 Output Parameters	14
7.3.1.4 Pre-condition	14
7.3.1.5 Post-condition.....	14
7.3.1.6 Exceptions.....	15
7.4 Interface PassiveCmIRPOperations#2.....	15
7.4.1 getContainment (O)	15
7.4.1.1 Definition	15
7.4.1.2 Input Parameters	15
7.4.1.3 Output Parameters	16
7.4.1.4 Pre-condition	16
7.4.1.5 Post-condition.....	16
7.4.1.6 Exceptions.....	17
7.5 Interface BasicCmIRPOperations	17
7.5.1 cancelOperation (O).....	17
7.5.1.1 Definition	17
7.5.1.2 Input Parameters	17
7.5.1.3 Output Parameters	18
7.5.1.4 Pre-condition	18
7.5.1.5 Post-condition.....	18
7.5.1.6 Exceptions.....	18
7.6 Interface ActiveCmIRPOperations	19

7.6.1	createMO (O).....	19
7.6.1.1	Definition	19
7.6.1.2	Input Parameters	19
7.6.1.3	Output Parameters	19
7.6.1.4	Pre-condition	20
7.6.1.5	Post-condition.....	20
7.6.1.6	Exceptions.....	21
7.6.2	deleteMO (O).....	22
7.6.2.1	Definition	22
7.6.2.2	Input Parameters	22
7.6.2.3	Output Parameters	22
7.6.2.4	Pre-condition	22
7.6.2.5	Post-condition.....	23
7.6.2.6	Exceptions.....	23
7.6.3	setMOAttributes (O).....	23
7.6.3.1	Definition	23
7.6.3.2	Input Parameters	24
7.6.3.3	Output Parameters	25
7.6.3.4	Pre-condition	25
7.6.3.5	Post-condition.....	25
7.6.3.6	Exceptions.....	26
Annex A (informative):	Change history.....	27

Foreword

This Technical Specification has been produced by the 3rd Generation Partnership Project (3GPP).

The contents of the present document are subject to continuing work within the TSG and may change following formal TSG approval. Should the TSG modify the contents of the present document, it will be re-released by the TSG with an identifying change of release date and an increase in version number as follows:

Version x.y.z

where:

- x the first digit:
 - 1 presented to TSG for information;
 - 2 presented to TSG for approval;
 - 3 or greater indicates TSG approved document under change control.
- y the second digit is incremented for all changes of substance, i.e. technical enhancements, corrections, updates, etc.
- z the third digit is incremented when editorial only changes have been incorporated in the document.

Introduction

The present document is part of a TS-family covering the 3rd Generation Partnership Project: Technical Specification Group Services and System Aspects; Telecommunication management; as identified below:

- 32.601: "Configuration Management (CM); Basic CM Integration Reference Point (IRP); Requirements"
- 32.602: "Configuration Management (CM); Basic CM Integration Reference Point (IRP); Information Service (IS)"**
- 32.606: "Configuration Management (CM); Basic CM Integration Reference Point (IRP); Solution Set (SS) definitions"

Configuration Management (CM), in general, provides the operator with the ability to assure correct and effective operation of the 3G network as it evolves. CM actions have the objective to control and monitor the actual configuration on the Network Elements (NEs) and Network Resources (NRs), and they may be initiated by the operator or by functions in the Operations Systems (OSs) or NEs.

CM actions may be requested as part of an implementation programme (e.g. additions and deletions), as part of an optimisation programme (e.g. modifications), and to maintain the overall Quality of Service (QoS). The CM actions are initiated either as single actions on single NEs of the 3G network, or as part of a complex procedure involving actions on many resources/objects in one or several NEs.

1 Scope

The present document defines a component of an Integration Reference Point (IRP) through which an 'IRP Agent' (typically an Element Manager or Network Element) can communicate basic Configuration Management related information to one or several 'IRP Managers' (typically Network Managers).

The function of this Basic CM IRP Information Service is to define an interface for the retrieval and modification of Configuration Management Information.

This Basic CM IRP IS is aligned with ITU-T M.3700 [15] in that ITU-T M.3700 is a subset of the Basic CM IRP IS in terms of the definitions of operations for the retrieval and modification of Configuration Management Information.

2 References

The following documents contain provisions, which, through reference in this text, constitute provisions of the present document.

- References are either specific (identified by date of publication, edition number, version number, etc.) or non-specific.
- For a specific reference, subsequent revisions do not apply.
- For a non-specific reference, the latest version applies.

- [1] 3GPP TS 32.101: "Telecommunication management; Principles and high level requirements".
- [2] 3GPP TS 32.102: "Telecommunication management; Architecture".
- [3] 3GPP TS 32.302: "Telecommunication management; Configuration Management (CM); Notification Integration Reference Point (IRP): Information Service (IS)".
- [4] 3GPP TS 32.312: "Telecommunication management; Generic Integration Reference Point (IRP) management; Information Service (IS)".
- [5] 3GPP TS 32.300: "Telecommunication management; Configuration Management (CM); Name convention for Managed Objects".
- [6] 3GPP TS 32.600: "Telecommunication management; Configuration Management (CM); Concept and high-level requirements".
- [7] ITU-T Recommendation X.710 (1997): "Common Management Information Service".
- [8] ITU-T Recommendation X.721 (02/92): "Information Technology - Open Systems Interconnection – Structure of Management Information: Definition of Management Information".
- [9] ITU-T Recommendation X.730 (01/92): "Information Technology - Open Systems Interconnection – Systems Management: Object Management Function".
- [10] ITU-T Recommendation X.733 (02/92): "Information Technology - Open Systems Interconnection - Alarm Reporting Function".
- [11] 3GPP TS 32.662: "Telecommunication management; Configuration Management (CM); Kernel CM Information Service (IS)".
- [12] ITU-T Recommendation X.720: "Information technology - Open Systems Interconnection - Structure of management information: Management information model".
- [13] 3GPP TS 32.622: "Telecommunication management; Configuration Management (CM); Generic network resources Integration Reference Point (IRP): Network Resource Model (NRM)".

- [14] 3GPP TS 32.150: "Telecommunication management; Integration Reference Point (IRP) Concept and definitions".
- [15] ITU-T M.3700 (01/2010): "Telecommunication Management, Including TMN and Network Maintenance; Integrated services digital networks; Common management services – Object management – Protocol neutral requirements and analysis"

3 Definitions and abbreviations

3.1 Definitions

For the purposes of the present document, the following terms and definitions apply. For terms and definitions not found here, please refer to 3GPP TS 32.101 [1], 3GPP TS 32.102 [2] and 3GPP TS 32.600 [6].

Association: In general it is used to model relationships between Managed Objects. Associations can be implemented in several ways, such as:

- (1) name bindings,
- (2) reference attributes, and
- (3) association objects.

This IRP stipulates that containment associations shall be expressed through name bindings, but it does not stipulate the implementation for other types of associations as a general rule. These are specified as separate entities in the object models (UML diagrams). Currently however, all (non-containment) associations are modelled by means of reference attributes of the participating MOs.

Managed Element (ME): An instance of the Managed Object Class G3ManagedElement.

Managed Object (MO): In the context of the present document, a Managed Object (MO) is a software object that encapsulates the manageable characteristics and behaviour of a particular Network Resource. The MO is instance of a MO class defined in a MIM/NRM. An MO class has attributes that provide information used to characterize the objects that belong to the class. Furthermore, an MO class can have operations that represent the behaviour relevant for that class. An MO class may support notifications that provide information about an event occurrence within a network resource.

Management Information Base (MIB): A MIB is an instance of an NRM and has some values on the defined attributes and associations specific for that instance. In the context of the present document, an MIB consists of:

- (1) a Name space (describing the MO containment hierarchy in the MIB through Distinguished Names),
- (2) a number of Managed Objects with their attributes and
- (3) a number of Associations between these MOs. Also note that TMN (ITU-T Recommendation X.710 [7]) defines a concept of a Management Information Tree (also known as a Naming Tree) that corresponds to the name space (containment hierarchy) portion of this MIB definition. Figure 3.1 depicts the relationships between a Name space and a number of participating MOs (the shown association is of a non-containment type)

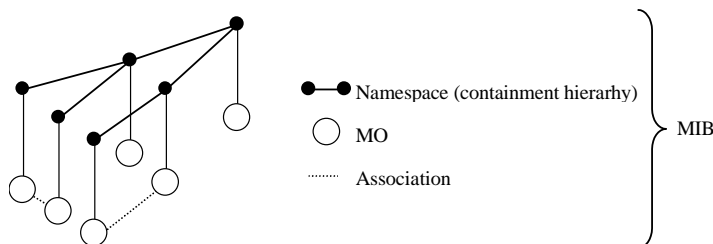


Figure 3.1: Relationships between a Name space and a number of participating MOs

Management Information Model (MIM): Also referred to as NRM – see the definition below.

Name space: A name space is a collection of names. The IRP name convention (see 3GPP TS 32.300 [5]) restricts the name space to a hierarchical containment structure, including its simplest form - the one-level, flat name space. All Managed Objects in a MIB shall be included in the corresponding name space and the MIB/name space shall only support a strict hierarchical containment structure (with one root object). A Managed Object that contains another is said to be the superior (parent); the contained Managed Object is referred to as the subordinate (child). The parent of all MOs in a single name space is called a Local Root. The ultimate parent of all MOs of all managed systems is called the Global Root.

Network Resource Model (NRM): A model representing the actual managed telecommunications network resources that a System is providing through the subject IRP. An NRM describes Managed Object Classes, their associations, attributes and operations. The NRM is also referred to as "MIM" (see above), which originates from the ITU-T TMN.

Node B: A logical node responsible for radio transmission/reception in one or more cells to/from the User Equipment. It terminates the Iub interface towards the RNC.

3.2 Abbreviations

For the purposes of the present document, the following abbreviations apply:

CMIS	Common Management Information Service
CN	Core Network
CORBA	Common Object Request Broker Architecture
DN	Distinguished Name (see 3GPP TS 32.300 [5])
EM	Element Manager
FM	Fault Management
IDL	Interface Definition Language
IRP	Integration Reference Point
ITU-T	International Telecommunication Union, Telecommunication Sector
ME	Managed Element
MIB	Management Information Base
MIM	Management Information Model
MO	Managed Object
MOC	Managed Object Class
MOI	Managed Object Instance
NE	Network Element
NM	Network Manager
NR	Network Resource
NRM	Network Resource Model
PM	Performance Management
RDN	Relative Distinguished Name (see 3GPP TS 32.300 [5])
SNMP	Simple Network Management Protocol
SS	Solution Set
TMN	Telecommunications Management Network
UML	Unified Modelling Language
UMTS	Universal Mobile Telecommunications System

4 System overview

4.1 System Context

The general definition of the System Context for the present IRP is found in 3GPP TS 32.150 [14] subclause 4.7. In addition, the set of related IRP(s) relevant to the present IRP is shown in the two diagrams below.

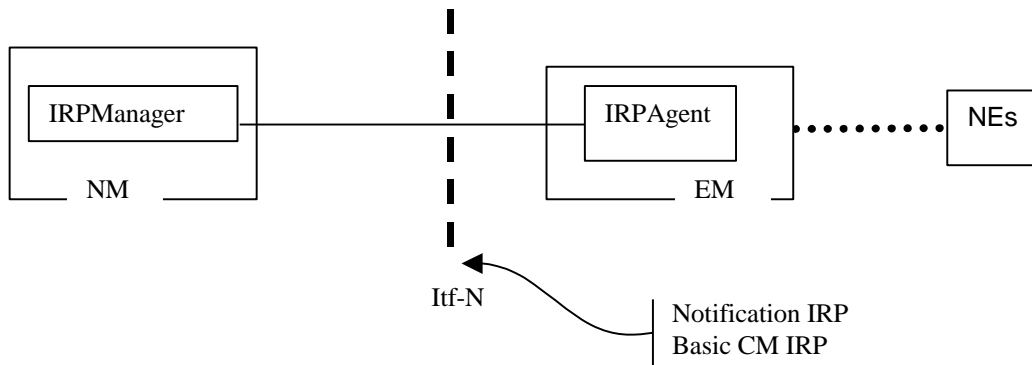


Figure 4.1: System Context A

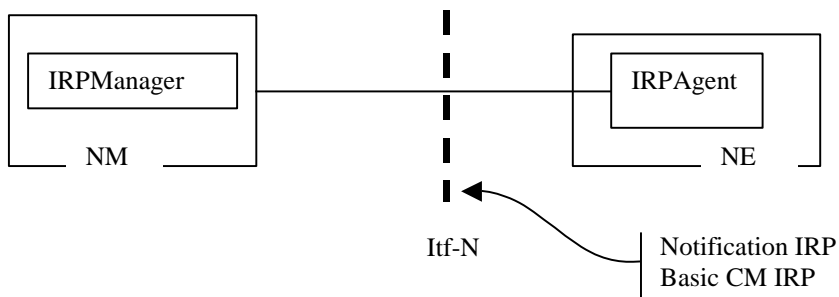


Figure 4.2: System Context B

4.2 Compliance rules

For general definitions of compliance rules related to qualifiers (Mandatory/Optional/Conditional) for *operations*, *notifications* and *parameters* (of operations and notifications) please refer to 3GPP TS 32.150 [14].

An IRPAgent that incorporates vendor-specific extensions shall support normal communication with a 3GPP SA5-compliant IRPManager with respect to all Mandatory and Optional managed object classes, attributes, associations, operations, parameters and notifications without requiring the IRPManager to have any knowledge of the extensions.

Given that

- rules for vendor-specific extensions remain to be fully specified, and
- many scenarios under which IRPManager and IRPAgent interwork may exist,

it is recognised that the IRPManager, even though it is not required to have knowledge of vendor-specific extensions, may be required to be implemented with an awareness that extensions can exist and behave accordingly.

5 Modelling approach

See 3GPP TS 32.150 [14].

6 Model

6.1 Imported information entities and local labels

Label reference	Local label
32.312 [4], information object class, ManagedGenericIRP	ManagedGenericIRP

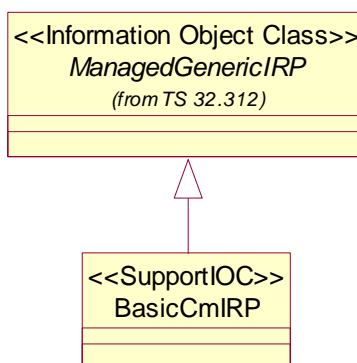
6.2 Class diagram

This clause introduces classes that relates to this interface specification. The intent is to identify the information required for the BasicCMIRP implementation of its operations and notification. This clause provides the overview of all classes in UML. Subsequent clauses provide more detailed specification of various aspects of these classes.

6.2.1 Relationships



6.2.2 Inheritance



6.3 Class Definitions

6.3.1 BasicCmIRP

6.3.1.1 Definition

BasicCmIRP is the representation of the basic configuration management capabilities specified by this specification. This IOC inherits from ManagedGenericIRP IOC specified in TS 32.312 [4].

6.3.2 ManagedEntity

6.3.2.1 Definition

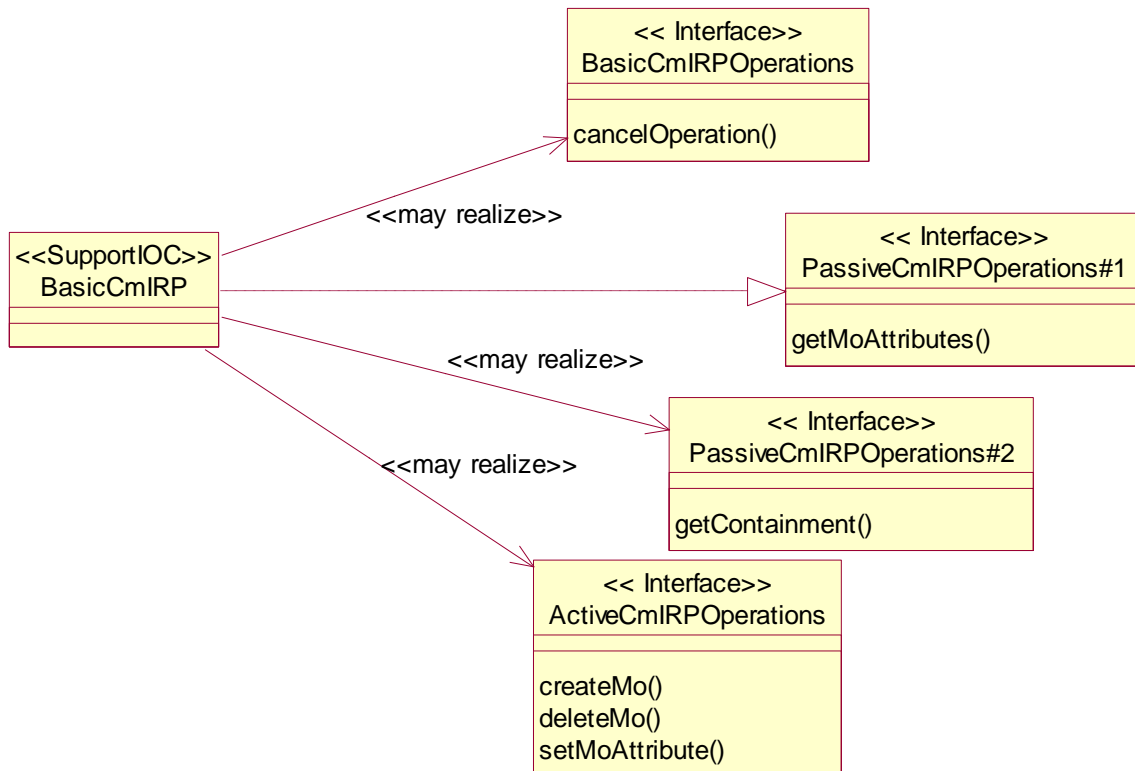
The Support IOC ManagedEntity represents the role that can be played by an instance of an IOC defined in Network Resources Models, e.g. Generic Network Resource Model, Core Network Resource Model, UTRAN Network Resource Model or GERAN Network Resource Model. ManagedEntity is used in the specification of Basic CM IRP operations to represent an instance of an IOC defined in these Network Resource Models.

6.4 Information relationship definitions

6.4.1 Void

7 Interface Definition

7.1 Class diagram



7.2 Generic rules

Rule 1: Each operation with at least one input parameter supports a pre-condition `valid_input_parameter` which indicates that all input parameters shall be valid with regards to their information type. Additionally, each such operation supports an exception `operation_failed_invalid_input_parameter` which is raised when pre-condition `valid_input_parameter` is false. The exception has the same entry and exit state.

Rule 2: Each operation with at least one optional input parameter supports a set of pre-conditions `supported_optional_input_parameter_xxx` where "xxx" is the name of the optional input parameter and the pre-condition indicates that the operation supports the named optional input parameter. Additionally, each such operation supports an exception `operation_failed_unsupported_optional_input_parameter_xxx` which is raised when (a) the pre-condition `supported_optional_input_parameter_xxx` is false and (b) the named optional input parameter is carrying information. The exception has the same entry and exit state.

Rule 3: Each operation shall support a generic exception `operation_failed_internal_problem` that is raised when an internal problem occurs and that the operation cannot be completed. The exception has the same entry and exit state.

7.3 Interface PassiveCmlRPOperations#1

7.3.1 getMoAttributes (M)

7.3.1.1 Definition

This operation is invoked by IRPManager to request the retrieval of management information (Managed Object attribute names and values) from the MIB maintained by IRPAgent. One or several Managed Objects may be retrieved - based on the containment hierarchy. This operation provides functionality that is similar to that provided by the M-GET service defined by CMIS (ITU-T Recommendation X.710 [7]).

A Solution Set may choose to split this operation in several operations (e.g. operations to get "handlers" or "iterators" to Managed Objects fulfilling the scope/filter criteria and other operations to retrieve attribute names/values from these "handlers").

7.3.1.2 Input Parameters

Name	Qualifier	Information Type	Comment
invokeIdentifierIn	C	A unique identifier that is Solution Set dependent.	This parameter identifies the current invocation. This parameter is used in the 'cancelOperation' operation to cancel an on-going 'getMOAttributes' operation.
baseObjectInstance	M	DistinguishedName	The MO instance that is to be used as the starting point for the selection of managed objects to which the filter (when supplied) is to be applied. This is a full Distinguished Name according to 3GPP TS 32.300 [5].
scope	M	SEQUENCE < ENUM{ BASE_ONLY, BASE_NTH_LEVEL, BASE_SUBTREE, BASE_ALL},Level> Note: theLevel contains valid information if BASE_NTH_LEVEL or BASE_SUBTREE is used.	This parameter defines how many levels of the containment hierarchy to select for the filter defined below. The selection starts from the MO given by the baseObjectInstance parameter. The levels of selection that may be performed are: <ul style="list-style-type: none"> • BASE_ONLY: level ignored, just return the base object; • BASE_NTH_LEVEL: return all subordinate objects that are on "level" distance from the base object, where 0 is the base object; • BASE_SUBTREE: return the base object and all of its subordinates down to and including the nth level; • BASE_ALL: level ignored, return the base object and all of its subordinates.
filter	M	See Comment	This parameter defines a filter test to be applied to the scoped Managed Object(s). If the filter is empty, all of the managed objects included by the scope are selected. The actual syntax and capabilities of the filter is Solution Set specific. However, each Solution Set should support a filter consisting of one or several assertions that may be grouped using the logical operators AND, OR and NOT. Each assertion is a logical expression of attribute existence, attribute value comparison ("equal to X, less than Y" etc.) and MO Class.
attributeListIn	M	LIST OF AttributeName	This parameter identifies the attributes to be returned by this operation. An empty list means "Return all attributes".

7.3.1.3 Output Parameters

Name	Qualifier	Matching Information	Comment
invokeIdentifierOut	M (Note)	invokeIdentifierIn from the input parameters of this operation	This parameter identifies the current invocation in both IRPManager and IRPAgent. This parameter can be used together with the 'cancelOperation' operation to cancel an on-going 'getMOAttributes' operation.
managedObjectClass	M	ManagedEntity.objectClass	For each returned MO: The class of the MO.
managedObjectInstance	M	ManagedEntity.distinguishedName	For each returned MO: The name of the MO. This is a full Distinguished Name according to 3GPP TS 32.300 [5].
attributeListOut	M	LIST OF SEQUENCE<name OF ManagedEntity.anAttribute, value OF ManagedEntity.anAttribute>	For each returned MO: A list of name/value pairs for MO.
status	M	ENUM (OperationSucceeded, OperationFailed)	An operation may fail because of a specified or unspecified reason.
NOTE: This parameter is meaningful only if the IRPAgent supports the cancelOperation.			

7.3.1.4 Pre-condition

baseObjectExists

Assertion Name	Definition
baseObjectExists	The ManagedEntity instance specified by the baseObjectInstance parameter exists.

7.3.1.5 Post-condition

None specific

7.3.1.6 Exceptions

Name	Definition
operationFailed	Condition: Pre-condition is false or post-condition is false. Returned Information: The output parameter status. Exit state: Entry state.
duplicateInvocation	Condition: The invoke identifier specified was allocated to another operation Returned Information: The output parameter status. Exit state: Entry state. Note: This exception is conditional and applies only to Solution Sets where it is meaningful.
resourceLimitation	Condition: Operation not performed due to resource limitation. Returned Information: The output parameter status. Exit state: Entry state.
operationCancelled	Condition: Operation cancelled by cancelOperation operation. Returned Information: The output parameter status. Exit state: Entry state.
complexityLimitation	Condition: Operation not performed because a parameter was too complex. Returned Information: The output parameter status. Exit state: Entry state.

7.4 Interface PassiveCmlRPOperations#2

7.4.1 getContainment (O)

7.4.1.1 Definition

This (optional) operation is only intended for retrieval of the containment relations from the MIB.

7.4.1.2 Input Parameters

Name	Qualifier	Information Type	Comment
invokeIdentifierIn	C	A unique identifier that is Solution Set dependent.	This parameter identifies the current invocation in both IRPManager and IRPAgent. This parameter can be used together with the 'cancelOperation' operation to cancel an on-going 'getContainment' operation.
baseObject Instance	M	DistinguishedName	The MO instance that is to be used as the starting point for the selection of managed objects to which the filter (when supplied) is to be applied. This is a full Distinguished Name according to 3GPP TS 32.300 [5].
scope	O	See corresponding parameter in getMOAttributes.	See corresponding parameter in getMOAttributes.

7.4.1.3 Output Parameters

The output parameter 'containment' of the operation shall contain a list of all Managed Object instances in the MIB maintained by IRP Agent (or a subset starting from a given base object) including containment information (naming tree).

The structure and format of the output parameter 'containment' are Solution Set dependent.

Name	Qualifier	Matching Information	Comment
containment	M	LIST OF ManagedEntity.distinguishedName	A list of DN of all Managed Object instances that satisfy the scope.
invokeIdentifierOut	M (Note)	invokeIdentifierIn from the input parameters of this operation	This parameter identifies the current invocation. . This parameter is used in 'cancelOperation' operation to cancel an on-going 'getContainment' operation.
status	M	ENUM (OperationSucceeded, OperationFailed)	An operation may fail because of a specified or unspecified reason.
NOTE: This parameter is meaningful only if the IRP Agent supports the cancelOperation.			

7.4.1.4 Pre-condition

baseObjectExists

Assertion Name	Definition
baseObjectExists	The ManagedEntity instance specified by the baseObjectInstance parameter exists.

7.4.1.5 Post-condition

None specific

7.4.1.6 Exceptions

Name	Definition
operationFailed	Condition: Pre-condition is false or post-condition is false. Returned Information: The output parameter status. Exit state: Entry state.
duplicateInvocation	Condition: The invoke identifier specified was allocated to another operation Returned Information: The output parameter status. Exit state: Entry state. Note: This exception is conditional and applies only to Solution Sets where it is meaningful.
resourceLimitation	Condition: Operation not performed due to resource limitation. Returned Information: The output parameter status. Exit state: Entry state.
operationCancelled	Condition: Operation cancelled by cancelOperation operation. Returned Information: The output parameter status. Exit state: Entry state.
complexityLimitation	Condition: Operation not performed because a parameter was too complex. Returned Information: The output parameter status. Exit state: Entry state.

7.5 Interface BasicCmIRPOperations

7.5.1 cancelOperation (O)

7.5.1.1 Definition

IRPManager invokes this operation to cancel an on-going Basic CM IRP operation it issued before. Presently the Basic CM IRP operations that can be cancelled by invoking 'cancelOperation' are 'getMOAttributes' and 'getContainment'.

7.5.1.2 Input Parameters

Name	Qualifier	Information Type	Comment
invokeIdentifierIn	M	A unique identifier that is Solution Set dependent.	This parameter identifies an on-going Basic CM IRP operation to be cancelled.

7.5.1.3 Output Parameters

Name	Qualifier	Matching Information	Comment
status	M	ENUM (OperationSucceeded, OperationFailed)	An operation may fail because of a specified or unspecified reason.

7.5.1.4 Pre-condition

operationExits

Assertion Name	Definition
operationExits	The operation identified by the invokeIdentifierIn is ongoing.

7.5.1.5 Post-condition

operationCancelled

Assertion Name	Definition
operationCancelled	The operation identified by the invokeIdentifierIn is cancelled.

7.5.1.6 Exceptions

Name	Definition
operationFailed	Condition: Pre-condition is false or post-condition is false. Returned Information: The output parameter status. Exit state: Entry state.

7.6 Interface ActiveCmIRPOperations

7.6.1 createMO (O)

7.6.1.1 Definition

This operation is invoked by IRPManager to request the IRPAgent to create a Managed Object instance in the MIB maintained by the IRPAgent. This operation will create only one Managed Object instance. This operation provides functionality that is similar to that provided by the M-CREATE service defined by CMIS (ITU-T Recommendation X.710 [7]).

7.6.1.2 Input Parameters

Name	Qualifier	Information Type	Comment
managedObjectClass	M	ObjectClassIdentifier	This parameter specifies the class of the new managed object instance.
managedObjectInstance	M	DistinguishedName	This parameter specifies the instance of the managed object that is to be created and registered. This is a full Distinguished Name according to 3GPP TS 32.300 [5].
referenceObjectInstance	O	Solution Set dependant	This parameter may have a null value. When this parameter is supplied, it must specify an existing instance of a managed object, called the reference object, of the same class as the new object to be created. Attribute values associated with the reference object instance become the default values for those not specified by the attributeListIn parameter.
attributeListIn	M	LIST OF SEQUENCE< attribute name, attribute value>	This parameter may have a null value. When this parameter is supplied, it contains a list of name/value pairs specifying attribute identifiers and their values to be assigned to the new managed object. These values override the values for the corresponding attributes derived from either the reference object (if the referenceObjectInstance parameter is supplied) or the default value set specified in the definition of the managed object's class.

7.6.1.3 Output Parameters

Name	Qualifier	Matching Information	Comment
attributeListOut	M	LIST OF SEQUENCE< name OF ManagedEntity.anAttribute, value OF ManagedEntity.anAttribute>	This list of name/value pairs contains the attributes of the new managed object and the actual value assigned to each.
status	M	ENUM (OperationSucceeded, OperationFailed)	An operation may fail because of a specified or unspecified reason.

7.6.1.4 Pre-condition

managedEntityDoesNotExist

Assertion Name	Definition
managedEntityDoesNotExist	A ManagedEntity instance with the same Distinguished Name as the object specified for creation does not exist.

7.6.1.5 Post-condition

managedEntityCreated AND objectCreationNotificationEmitted

Assertion Name	Definition
managedEntityCreated	The ManagedEntity instance of the specified object class has been created with the specified Distinguished Name.
objectCreationNotificationEmitted	An object creation notification (as defined in TS 32.662 [11]) is emitted for the created object, if notifiable. Notifiable here means that the notification is supported and not suppressed. "Emitted" here corresponds to the association stereotyped as <<emits>> in 3GPP TS 32.662 [11].

7.6.1.6 Exceptions

Name	Definition
operationFailed	<p>Condition: Pre-condition is false or post-condition is false. Returned Information: The output parameter status. Exit state: Entry state.</p>
objectClassSpecificationMismatched	<p>Condition: The object class named by ObjectClassIdentifier input parameter does not match the object class of the managed object specified by a non-null referenceObjectInstance input parameter. Returned Information: The output parameter status. Exit state: Entry state.</p>
InvalidObjectInstance	<p>Condition: The object instance name specified implied a violation of the naming rules; Returned Information: The output parameter status. Exit state: Entry state.</p>
createNotAllowed	<p>Condition: The object to be created may not be created over the ltf-N. Returned Information: The output parameter status. Exit state: Entry state.</p>
noSuchObjectClass	<p>Condition: The class of the specified managed object is not recognized. Returned Information: The output parameter status. Exit state: Entry state.</p>
classInstanceConflict	<p>Condition: The specified managed object instance may not be created as member of the specified class. Returned Information: The output parameter status. Exit state: Entry state.</p>
noSuchAttribute	<p>Condition: A specified attribute is not recognized or is not valid for specified object class. Returned Information: The output parameter status. Exit state: Entry state.</p>
invalidAttributeValue	<p>Condition: Value specified for an attribute is not valid for that attribute. Returned Information: The output parameter status. Exit state: Entry state.</p>
missingAttributeValue	<p>Condition: One or more required attribute values were not supplied and default values are not available. Returned Information: The output parameter status. Exit state: Entry state.</p>
parentObjectDoesNotExist	<p>Condition: The parent MO instance of the ManagedEntity specified to be created does not exist. Returned Information: The output parameter status. Exit state: Entry state.</p>

7.6.2 deleteMO (O)

7.6.2.1 Definition

This operation is invoked by IRPManager to request the deletion of one or more Managed Object instances from the MIB maintained by IRPAgent. This operation provides functionality that is similar to that provided by the M-DELETE service defined by CMIS (ITU-T Recommendation X.710 [7]).

7.6.2.2 Input Parameters

Name	Qualifier	Information Type	Comment
baseObjectInstance	M	DistinguishedName	The MO instance that is to be used as the starting point for the selection of managed objects to which the filter (when supplied) is to be applied. This is a full Distinguished Name according to 3GPP TS 32.300 [5].
scope	M	See corresponding parameter in getMOAttributes.	See corresponding parameter in getMOAttributes.
filter	M	See comment	See corresponding parameter in getMOAttributes.

7.6.2.3 Output Parameters

Name	Qualifier	Matching Information	Comment
deletionList	M	LIST OF SEQUENCE< ManagedEntity.distinguishedName, ManagedEntity.objectClass>	If the base object alone is specified, then this parameter is optional; otherwise it contains a list of managedObjectInstance/managedObjectClass pairs identifying the managed objects deleted.
status	M	ENUM (OperationSucceeded, OperationFailed, OperationPartiallySucceeded)	An operation may fail because of a specified or unspecified reason. The operation is partially successful if some, but not all, objects selected to be deleted are actually deleted.

In lieu of a synchronization parameter, best effort synchronization will apply; that is, all managed objects selected for this operation will perform the operation if possible regardless of whether some managed objects fail to perform it.

7.6.2.4 Pre-condition

baseObjectExists AND allChildrenOfObjectsToBeDeletedSpecifiedForDeletion

Assertion Name	Definition
baseObjectExists	The ManagedEntity instance specified by the baseObjectInstance parameter exists.
allChildrenOfObjectsToBeDeletedSpecifiedForDeletion	For any ManagedEntity instance specified for deletion, all of its dependant ManagedEntity instances must be specified for deletion.

7.6.2.5 Post-condition

(selectedObjectsDeleted OR someSelectedObjectsDeleted) AND objectDeletionNotificationEmitted

Assertion Name	Definition
selectedObjectsDeleted	All of the ManagedEntity instances selected for deletion are deleted.
someSelectedObjectsDeleted	Some but not all of the selected ManagedEntity instances were deleted and for any of the ManagedEntity instances deleted all of the child ManagedEntity instances of that ManagedEntity instance is deleted.
objectDeletionNotificationEmitted	An object deletion notification (as defined in TS 32.662 [11]) is emitted for each notifiable deleted object. Notifiable here means that the notification is supported and not suppressed. "Emitted" here corresponds to the association stereotyped as <<emits>> in 3GPP TS 32.662 [11]. An object deletion notification of a managed object containing a sub-tree implies deletion of all managed objects in the sub-tree. IRP Agent should make the best effort to reduce the number of object deletion notifications, for example by sending only one notification for the sub-tree root object in the event of a successful deletion of an entire sub-tree.

7.6.2.6 Exceptions

Name	Definition
operationFailed	Condition: Pre-condition is false or post-condition is false. Returned Information: The output parameter status. Exit state: Entry state.
invalidObjectInstance	Condition: The object instance name specified implied a violation of the naming rules; Returned Information: The output parameter status. Exit state: Entry state.
deleteNotAllowed	Condition: Some of the object instances to be deleted may not be deleted over the Itf-N. Returned Information: The output parameter status. Exit state: Entry state.
resourceLimitation	Condition: Operation not performed due to resource limitation. Returned Information: The output parameter status. Exit state: Entry state.
complexityLimitation	Condition: Operation not performed because a parameter was too complex. Returned Information: The output parameter status. Exit state: Entry state.

7.6.3 setMOAttributes (O)

7.6.3.1 Definition

This operation is invoked by IRPManager to request the modification of management information (Managed Object attribute values) in the MIB maintained by IRP Agent. Attributes of one or several Managed Objects may be modified - based on the containment hierarchy. This operation provides functionality that is similar to that provided by the M-SET service defined by CMIS (ITU-T Recommendation X.710 [7]).

7.6.3.2 Input Parameters

Name	Qualifier	Information Type	Comment
baseObjectInstance	M	DistinguishedName	The MO instance that is to be used as the starting point for the selection of managed objects to which the filter (when supplied) is to be applied. This is a full Distinguished Name according to 3GPP TS 32.300 [5].
scope	M	See corresponding parameter in getMOAttributes.	See corresponding parameter in getMOAttributes.
filter	M	See comment	See corresponding parameter in getMOAttributes.
modificationList	M	LIST OF SEQUENCE <attribute identifier, [attribute values], ENUM(replace, add values, remove values, set to default)> See Comment for when attribute values are require and when they are optional.	<p>This parameter contains a set of attribute modification specifications, each of which contains:</p> <ol style="list-style-type: none"> 1. attribute identifier: the identifier of the attribute whose value(s) is(are) to be modified. 2. attribute value: the value(s) to be used in the modification of the attribute. The use of this parameter is defined by the modify operator. This parameter is optional when the set to default modify operator is specified and if supplied, shall be ignored. 3. modify operator: the way in which the attribute values(s) (if supplied) is(are) to be applied to the attribute. The possible operators are: <p>replace: the attribute value(s) specified shall be used to replace the current values(s) of the attribute;</p> <p>add values: the attribute values(s) specified shall be added to the current value(s) of the of the attribute. This operator shall only be applied to a set-valued attribute and shall perform a set union (in the mathematical sense) between the current values(s) of the attribute and the attribute value(s) specified. Value(s) specified in the attribute value parameter which is(are) already in the current values of the attribute shall not cause an error to be returned.</p> <p>remove values: the attribute value(s) specified shall be removed from the current values(s) of the attribute. This operator shall only be applied to a set-valued attribute and shall perform a set difference (in the mathematical sense) between the current value(s) of the attribute and the attribute values(s) specified. Value(s) specified in the attribute value parameter which is(are) not in the current value(s) of the attribute shall not cause an error to be returned;</p> <p>set to default: when this operator is applied to a single-valued attribute, the value of the attribute shall be set to its default value. When this operator is applied to a set-valued attribute, the value(s) of the attribute shall be set to their default value(s) and only as many values as defined by the default shall be assigned. If there is no default value defined, an error shall be returned.</p> <p>Note: Set is used here in the mathematical sense so that a set-valued attribute is an unordered set of unique values.</p> <p>The modify operator is optional, and if it is not specified, the replace operator shall be assumed. The modificationList parameter contains a single set of attribute modification specifications and this same set is applied to each managed object instance to be modified.</p>

7.6.3.3 Output Parameters

Name	Qualifier	Matching Information	Comment
modificationListOut	M	LIST OF SEQUENCE< ManagedEntity.distinguishedName, ManagedEntity.objectClass, LIST OF SEQUENCE<name OF ManagedEntity.anAttribute, value OF ManagedEntity.anAttribute>>	This parameter will provide for each managed object instance the full Distinguished Name of the managed object instance, the managedObjectClass, and a list of name/value pairs with the values of all the attributes of the modified managed object instance after modification. The form of this information is solution set dependant and may be provided in one or many data structures.
status	M	ENUM (OperationSucceeded, OperationFailed, OperationPartiallySucceeded)	An operation may fail because of a specified or unspecified reason and no attributes have been updated. The operation is only successful if all specified attributes of all selected objects are actually modified. Otherwise, the operation is partially successful.

In lieu of a synchronization parameter, best effort synchronization will apply; that is, all managed objects selected for this operation will perform the operation if possible regardless of whether some managed objects fail to perform it.

7.6.3.4 Pre-condition

baseObjectExists

Assertion Name	Definition
baseObjectExists	The ManagedEntity instance specified by the baseObjectInstance parameter exists.

7.6.3.5 Post-condition

(selectedObjectsModified OR someSelectedObjectsModified) AND attributeValueChangeNotificationEmitted

Assertion Name	Definition
selectedObjectsModified	All of the attributes of all of the ManagedEntity instances selected for modification are modified as specified.
someSelectedObjectsModified	Some attributes of some of the selected ManagedEntity instances were modified but not all attributes of all selected ManagedEntity instances.
attributeValueChangeNotificationEmitted	A notifyAttributeValueChange notification (as defined in TS 32.662 [11]) is emitted for the notifiable attributes of each modified object instance. Notifiable here means that the notification is supported and not suppressed. "Emitted" here corresponds to the association stereotyped as <<emits>> in 3GPP TS 32.662 [11].

7.6.3.6 Exceptions

Name	Definition
operationFailed	<p>Condition: Pre-condition is false or post-condition is false. Returned Information: The output parameter status. Exit state: Entry state.</p>
modifyNotAllowed	<p>Condition: The object to be modified may not be modified over the ltf-N. Returned Information: The output parameter status. Exit state: Entry state.</p>
noSuchAttribute	<p>Condition: A specified attribute is not recognized or is not valid for specified object class. Returned Information: The output parameter status. Exit state: Entry state.</p>
invalidAttributeValue	<p>Condition: Value specified for an attribute is not valid for that attribute. Returned Information: The output parameter status. Exit state: Entry state.</p>
missingAttributeValue	<p>Condition: One or more required attribute values were not supplied and default values are not available. Returned Information: The output parameter status. Exit state: Entry state.</p>
resourceLimitation	<p>Condition: Operation not performed due to resource limitation. Returned Information: The output parameter status. Exit state: Entry state.</p>
complexityLimitation	<p>Condition: Operation not performed because a parameter was too complex. Returned Information: The output parameter status. Exit state: Entry state.</p>

Annex A (informative): Change history

Change history							
Date	TSG #	TSG Doc.	CR	Rev	Subject/Comment	Old	New
Jun 2001	SA_12	SP-010283	--	--	New document 32.602 based on 32.106-5 V3.1.0 Approved at TSG SA #12 and placed under Change Control	2.0.0	4.0.0
Sep 2001	SA_13	SP-010476	001	--	Replace the current parameter invokeIdentifier with the two parameters invokeIdentifierIn and invokeIdentifierOut in the operations getMoAttributes() and getContainment()	4.0.0	4.1.0
Sep 2002	SA_17	SP-020483	002	--	Add Active CM and new methodology, Remove CM Notifications (moved to Kernel CM - 32.66x)	4.1.0	5.0.0
Mar 2002	SA_19	SP-030144	003	--	Add post-condition for notifications of each activeCM operation and one exception for createMO	5.0.0	5.1.0
Dec 2003	SA_22	SP-030630	005	--	Correction of System Context	5.1.0	5.2.0
Mar 2004	SA_23	SP-040119	007	--	Correction of System Context	5.2.0	5.3.0
Mar 2004	SA_23	SP-040105	--	--	Automatic upgrade to Rel-6 (no CR)	5.3.0	6.0.0
Mar 2005	SA_27	SP-050044	008	--	Apply Generic System Context	6.0.0	6.1.0
Jun 2007	SA_36	--	--	--	Automatic upgrade to Rel-7 (no CR) at freeze of Rel-7. Deleted reference to CIMP SS, discontinued from R7 onwards.	6.1.0	7.0.0
Dec 2008	SA_42	--	--	--	Upgrade to Release 8	7.1.0	8.0.0
Dec 2009	SA_46	SP-090718	010	--	Clarify scope parameter for getMoAttributes operation	8.0.0	8.1.0
Dec 2009	SA_46	SP-090719	009	--	Align with standard usage of inheritance in class diagram	8.1.0	9.0.0
2011-03	-	-	-	-	Update to Rel-10 version (MCC)	9.0.0	10.0.0
2012-09	-	-	-	-	Update to Rel-11 version (MCC)	10.0.0	11.0.0
2012-12	SA_58	SP-120783	011	-	add reference to ITU-T Rec	11.0.0	11.1.0
2013-03	SA_59	SP-130060	012	1	Correct getMoAttributes operation description	11.1.0	11.2.0