

# 3GPP TS 32.150 V11.2.0 (2013-03)

---

*Technical Specification*

## **3rd Generation Partnership Project; Technical Specification Group Services and System Aspects; Telecommunication management; Integration Reference Point (IRP) Concept and definitions (Release 11)**



The present document has been developed within the 3<sup>rd</sup> Generation Partnership Project (3GPP™) and may be further elaborated for the purposes of 3GPP. The present document has not been subject to any approval process by the 3GPP Organizational Partners and shall not be implemented. This Specification is provided for future development work within 3GPP only. The Organizational Partners accept no liability for any use of this Specification. Specifications and reports for implementation of the 3GPP™ system should be obtained via the 3GPP Organizational Partners' Publications Offices.

---

Keywords

---

UMTS, management

**3GPP**

Postal address

---

3GPP support office address

---

650 Route des Lucioles - Sophia Antipolis  
Valbonne - FRANCE  
Tel.: +33 4 92 94 42 00 Fax: +33 4 93 65 47 16

Internet

---

<http://www.3gpp.org>

---

**Copyright Notification**

No part may be reproduced except as authorized by written permission.  
The copyright and the foregoing restriction extend to reproduction in all media.

© 2013, 3GPP Organizational Partners (ARIB, ATIS, CCSA, ETSI, TTA, TTC).  
All rights reserved.

UMTS™ is a Trade Mark of ETSI registered for the benefit of its members  
3GPP™ is a Trade Mark of ETSI registered for the benefit of its Members and of the 3GPP Organizational Partners  
LTE™ is a Trade Mark of ETSI currently being registered for the benefit of its Members and of the 3GPP Organizational Partners  
GSM® and the GSM logo are registered and owned by the GSM Association

# Contents

Foreword .....	4
Introduction .....	4
1 Scope .....	5
2 References.....	5
3 Definitions and abbreviations .....	6
3.1 Definitions .....	6
3.2 Abbreviations.....	7
4 Integration Reference Points (IRPs).....	8
4.1 Introduction .....	8
4.1.1 General.....	8
4.1.2 IRP Specifications Approach.....	9
4.2 Integration levels .....	10
4.2.1 Application integration.....	10
4.3 Application of IRPs.....	11
4.4 Defining the IRPs .....	12
4.5 Void .....	12
4.6 Mandatory, Optional and Conditional qualifiers .....	13
4.7 System context for Interface IRPs .....	15
<b>Annex A (informative): Void .....</b>	<b>16</b>
<b>Annex B (normative): Void .....</b>	<b>17</b>
<b>Annex C (informative): Void .....</b>	<b>18</b>
<b>Annex D (informative): Void .....</b>	<b>19</b>
<b>Annex E (normative): Void .....</b>	<b>20</b>
<b>Annex F (informative): Void .....</b>	<b>21</b>
<b>Annex G (normative): IOC Properties and Inheritance.....</b>	<b>22</b>
G.1 Property .....	22
G.2 Inheritance.....	23
<b>Annex H (normative): Interface Properties and Inheritance .....</b>	<b>24</b>
H.1 Property .....	24
H.2 Inheritance.....	24
<b>Annex I (normative): Entity (Interface, IOC and Attribute) Import.....</b>	<b>25</b>
<b>Annex H (informative): Change history.....</b>	<b>26</b>

---

## Foreword

This Technical Specification has been produced by the 3<sup>rd</sup> Generation Partnership Project (3GPP).

The contents of the present document are subject to continuing work within the TSG and may change following formal TSG approval. Should the TSG modify the contents of the present document, it will be re-released by the TSG with an identifying change of release date and an increase in version number as follows:

Version x.y.z

where:

- x the first digit:
  - 1 presented to TSG for information;
  - 2 presented to TSG for approval;
  - 3 or greater indicates TSG approved document under change control.
- y the second digit is incremented for all changes of substance, i.e. technical enhancements, corrections, updates, etc.
- z the third digit is incremented when editorial only changes have been incorporated in the document.

### Ready for Converged Management

This specification is part of a set that has been developed for converged management solutions.

---

## Introduction

The present document is part of a TS-family covering the 3<sup>rd</sup> Generation Partnership Project; Technical Specification Group Services and System Aspects; Telecommunication management; as identified below:

<b>TS 32.150:</b>	<b>Integration Reference Point (IRP) Concept and definitions</b>
TS 32.151:	Integration Reference Point (IRP) Information Service (IS) template
TS 32.152:	Integration Reference Point (IRP) Information Service (IS) Unified Modelling Language (UML) repertoire
TS 32.153	Integration Reference Point (IRP) technology specific templates
TS 32.154	Backward and Forward Compatibility (BFC); Concept and definitions
TS 32.155	Telecommunication management; Requirements template
TS 32.156	Telecommunication management; Fixed Mobile Convergence (FMC) Model Repertoire
TS 32.157	Telecommunication management; Integration Reference Point (IRP) Information Service (IS) template

---

# 1 Scope

The present document provides the overall concept for all Integration Reference Point (IRP) specifications. Relevant IRP overview and high-level definitions are already provided in 3GPP TS 32.101 [1] and TS 32.102 [2].

IRP specifications are intended to be applicable to any management interface (see definition of Integration Reference Point in subclause 3.1).

---

# 2 References

The following documents contain provisions which, through reference in this text, constitute provisions of the present document.

- References are either specific (identified by date of publication, edition number, version number, etc.) or non-specific.
- For a specific reference, subsequent revisions do not apply.
- For a non-specific reference, the latest version applies. In the case of a reference to a 3GPP document (including a GSM document), a non-specific reference implicitly refers to the latest version of that document *in the same Release as the present document*.

- [1] 3GPP TS 32.101: "Telecommunication management; Principles and high level requirements".
- [2] 3GPP TS 32.102: "Telecommunication management; Architecture".
- [3] 3GPP TS 32.151: "Telecommunication management; Integration Reference Point (IRP) Information Service (IS) template".
- [4] 3GPP TS 32.152: "Telecommunication management; Integration Reference Point (IRP) Information Service (IS) Unified Modelling Language (UML) repertoire".
- [5] ITU-T Recommendation M.3020: "TMN Interface Specification Methodology".
- [6] OMG IDL Style Guide, ab/98-06-03, June 17, 1998.
- [7] 3GPP TS 32.111-2: "Telecommunication management; Fault Management; Part 2: Alarm Integration Reference Point: Information Service (IS)".
- [8] 3GPP TS 32.601: "Telecommunication management; Configuration Management (CM); Basic CM Integration Reference Point (IRP); Requirements".
- [9] 3GPP TS 32.602: "Telecommunication management; Configuration Management (CM); Basic CM Integration Reference Point (IRP): Information Service (IS)".
- [10] 3GPP TS 32.606: "Telecommunication management; Configuration Management (CM); Basic CM Integration Reference Point (IRP); Solution Set (SS) definitions".
- [11] 3GPP TS 28.621: "Telecommunication management; Generic Network Resource Model (NRM) Integration Reference Point (IRP); Requirements".
- [12] 3GPP TS 28.622: "Telecommunication management; Generic Network Resource Model (NRM) Integration Reference Point (IRP) ; Information Service (IS)".
- [13] 3GPP TS 28.623: "Telecommunication management; Generic Network Resource Model (NRM) Integration Reference Point (IRP) ; Solution Set (SS) definitions".
- [14] 3GPP TS 28.624: "Telecommunication management; State Management Data Definition Integration Reference Point (IRP) ; Requirements".
- [15] 3GPP TS 28.625: "Telecommunication management; State Management Data Definition Integration Reference Point (IRP) ; Information Service (IS)".

- [16] 3GPP TS 28.626: "Telecommunication management; State Management Data Definition Integration Reference Point (IRP); Solution Set (SS) definitions".
- [17] 3GPP TS 32.107 Fixed Mobile Convergence (FMC) Federated Network Information Model (FNIM)
- [18] 3GPP TS 32.156 Fixed Mobile Convergence (FMC) Model Repertoire
- [19] 3GPP TS 32.157 Integration Reference Point (IRP) Information Service (IS) template
- [20] 3GPP TS 28.620 Fixed Mobile Convergence (FMC) Federated Network Information Model (FNIM) Umbrella Information Model (UIM)

---

## 3 Definitions and abbreviations

### 3.1 Definitions

For the purposes of the present document, the terms and definitions given in 3GPP TS 32.101 [1], 3GPP TS 32.102 [2], 3GPP TS 32.151 [3], 3GPP TS 32.107 [17], 3GPP TS 32.157 [19], 3GPP TS 28.620 [20] and the following apply:

**Data Definition IRP:** 3GPP publishes IRP specifications relating to commonly used data definitions that can be imported for use by Interface IRP and/or NRM IRP. This term represents all such specifications. An example of a Data Definition IRP is the State Management IRP (32.671 [14], 32.672 [15], 32.676 [16], etc).

**Information Object Class (IOC):** Describes the information that can be passed/used in management interfaces and is modelled using the stereotype "Class" in the UML meta-model. For a formal definition of Information Object Class and its structure of specification, see 3GPP TS 32.151[3].

**Integration Reference Point (IRP):** An architectural concept that is described by a set of specifications for definition of a certain aspect of a management interface, comprising a **Requirements** specification, an **Information Service** specification, and one or more **Solution Set** specifications.

**Interface IRP:** 3GPP publishes a number of IRP specifications each of which is related to a set of operations and notifications for a specific telecom management domain such as alarm management, configuration management, etc. Interface IRPs also contain definitions of SupportIOCs. This term represents all such specifications. An example of an Interface IRP is the Basic CM IRP (the set of TSs 32.601 [8], 32.602 [9], 32.606 [10], etc.).

**IRP Agent:** Encapsulates a well-defined subset of network (element) functions. It interacts with IRPManagers using one or more IRPs. From the IRPManager's perspective, the IRP Agent behaviour is only visible via the IRP(s).

**Information Service (IS):** an IRP Information Service describes the information related to the entities (either network resources or support objects) to be managed and the way that the information may be managed for a certain functional area (e.g. the Alarm IRP Information Service in the fault management area). Information Services are defined for all IRPs.

**IRP Manager:** Models a user of IRP Agent(s) and it interacts directly with the IRP Agent(s) using IRP(s). Since the IRP Manager represents an IRP Agent user, it gives a clear picture of what the IRP Agent is supposed to do. From the IRP Agent perspective, the IRP Manager behaviour is only visible via the IRP.

**Network Resource Model (NRM):** An Information Service describing Information Object Classes representing the manageable aspects of network resources, e.g. an RNC or NodeB.

**NRM IRP:** 3GPP publishes a number of IRP specifications each of which is related to a particular NRM (Network Resource Model) as defined in 3GPP TS 32.101 [1]. NRM IRPs do not define any operations or notifications. This term represents all such specifications. Note: In some NRM IRP titles, for historic reasons, they are named "...network resources IRP". An example of an NRM IRP is the Generic NRM IRP (32.621 [11], 32.622 [12], 32.626 [13], etc.).

**Solution Set (SS):** contains a mapping of the IRP Information Service (IS) defined entities (that are technology-agnostic) to technology specific termed entities. It does not contain specification of the entities' semantics. The semantics can be found in the corresponding IS. It is noted that one IS can be mapped to one or several SSs.

**SupportIOC:** IOC that represents a particular capability, introduced to model a management service. As an example of SupportIOC, in the Alarm IRP Information Service [59] there are the AlarmInformation and AlarmList IOCs.

**YyyIRP:** 3GPP defines a number of SupportIOCs (defined in Interface IRPs) such as AlarmIRP, BasicCMIRP and EPIRP. This term represents all such SupportIOCs.

**Yyy IRP:** For a specific Interface IRP such as the Basic CM IRP, when the letters Yyy are replaced by the specific key words naming that IRP (in the given example the Yyy is replaced by “Basic CM”), this term represents all specifications that are part of that Interface IRP.

## 3.2 Abbreviations

For the purposes of the present document, the abbreviations given in 3GPP TS 32.101 [1], 3GPP TS 32.102 [2], 3GPP TS 32.151 [3] and the following apply:

CORBA	Common Object Request Broker Architecture
EM	Element Manager
GDMO	Guidelines for the Definition of Managed Objects
GUI	Graphical User Interface
IDL	Interface Definition Language
IOC	Information Object Class
IRP	Integration Reference Point
IS	Information Service
NE	Network Element
NM	Network Manager
NRM	Network Resource Model
OMG	Object Management Group
ORB	Object Request Broker
PSA	Product Specific Application
SMP	System Management Processes
SNM	Sub-Network Manager
SS	Solution Set
TMF	TeleManagement Forum
TOM	Telecom Operations Map
UML	Unified Modelling Language

## 4 Integration Reference Points (IRPs)

### 4.1 Introduction

For the purpose of management interface development 3GPP has developed an interface concept known as Integration Reference Point (IRP) to promote the wider adoption of standardized management interfaces in telecommunication networks. The IRP concept and associated methodology employs protocol and technology neutral modelling methods as well as protocol specific solution sets to achieve its goals.

#### 4.1.1 General

The three cornerstones of the IRP concept are:

- **Top-down, process-driven modelling approach:** The purpose of each IRP is automation of one specific task, related to TMF TOM. This allows taking a "one step at a time" approach with a focus on the most important tasks.
- **Technology-independent modelling:** To create from the requirements an interface technology independent model. This is specified in the IRP Information Service.
- **Standards-based technology-dependent modelling:** To create one or more interface technology dependent models from the technology independent model. This is specified in the IRP Solution Set(s).

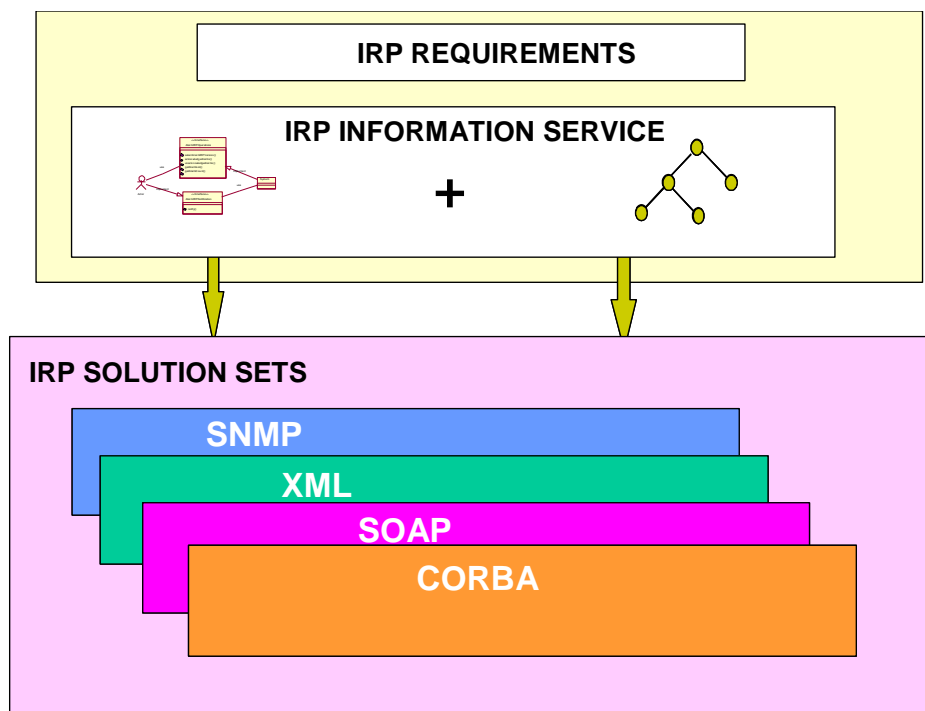


Figure 4.1: IRP components (with example Solution Sets; for definition of valid 3GPP Solution Sets, see Annex C in TS 32.101 [1])



## 4.1.2 IRP Specifications Approach

As highlighted in the previous subclause, IRP specifications are specified using a 3-level approach: Requirements, IS-level and SS-level.

Furthermore, there are three categories of IRP specifications (see formal and more detailed definitions in subclause 3.1):

- Interface IRPs
- NRM IRPs
- Data Definition IRPs.

Each category is partitioned into Requirements, IS-level and SS-level specifications.

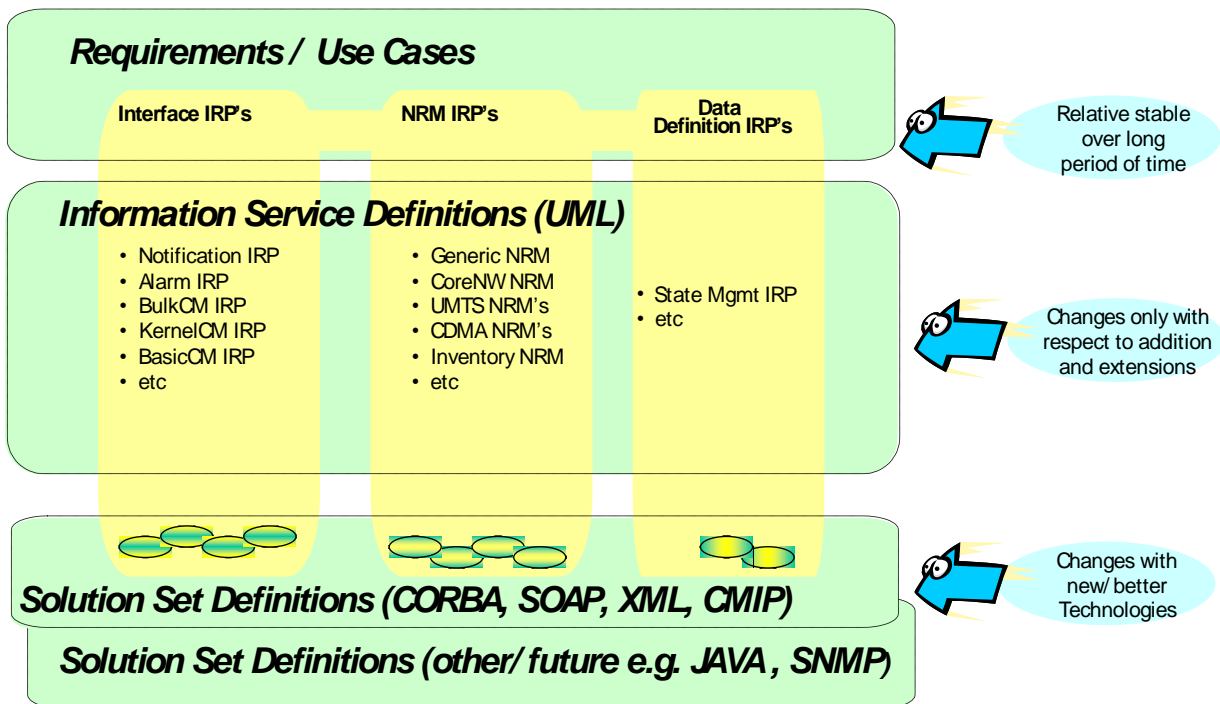


Figure 4.2: The IRP 3-Level Specifications Approach combined with the three IRP categories.

### Level 1:

The "Requirements-level" intends to provide conceptual and use cases definitions for a specific management interface aspect as well as defining subsequent requirements for this IRP.

### Level 2:

- The "IS-level" provides the technology independent specification of an IRP.

### Level 3:

The "SS-level" finally provides the mapping of IS definitions into one or more technology -specific Solution Sets. This concept provides support for multiple interface technologies as applicable on a vendor and/or network type basis and also enables accommodation of future interface technologies - without the need to redefine requirements and IS-level definitions.

## 4.2 Integration levels

Virtually all types of telecom/datacom networks comprise many different technologies purchased from several different vendors. This implies that the corresponding management solution need to be built by integrating product-specific applications from different vendors with a number of generic applications that each provide some aspect of multi-vendor and/or multi-technology support. A complete management solution is thus composed of several independent applications.

The following levels of integration are defined:

- **Screen Integration:** Each application provides its own specific Graphical User Interface (GUI) that need to be accessible from a single, unified screen (a common desktop). A seamless integration between the various GUIs is then required. Screen Integration is not specified in the present document.
- **Application Integration:** Applications need to interwork, on a machine-machine basis, in order to automate various end-to-end processes of a communication provider.

### 4.2.1 Application integration

Interfaces related to application integration can be divided in the following three categories:

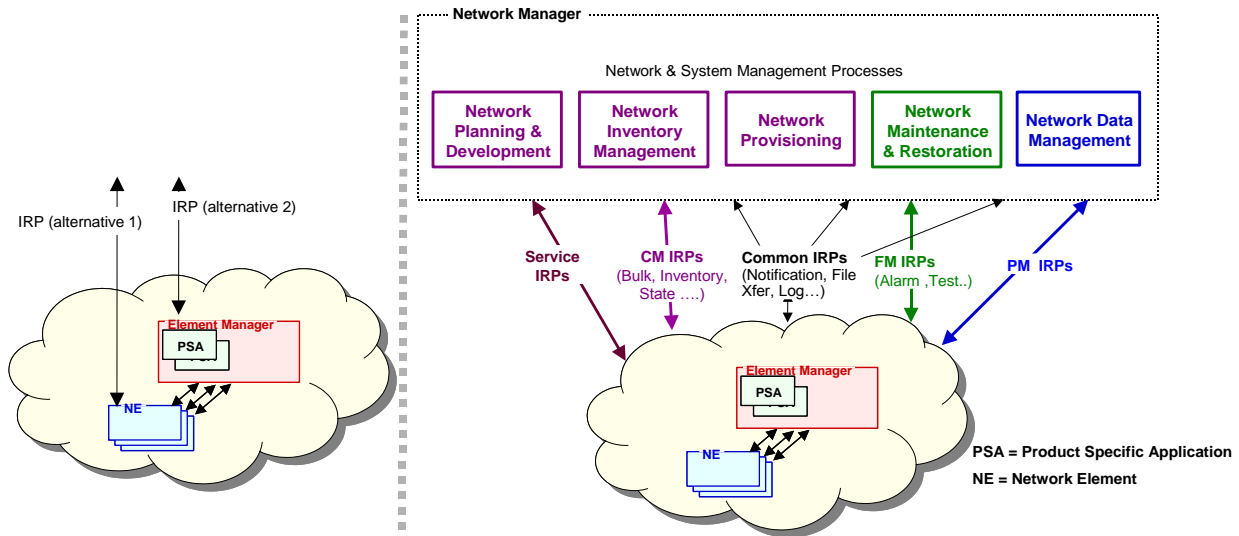
- 1) **High-level generic interfaces:** between generic applications on the network and service management layers. The same approach and concepts apply for these as the next category.
- 2) **High-level (technology-independent to the extent possible) interfaces:** between product-specific and generic applications are needed in order to automate and streamline frequently occurring tasks applicable to several types of network elements. A top-down approach shall be taken when defining these interfaces, where the main input is:
  - a) business processes of a communication provider; and
  - b) the types of generic applications that are used to implement the process support.
- 3) **Detailed (product-specific) interfaces:** between product-specific applications and the corresponding network elements are of course also needed. These interfaces are defined using the traditional bottom-up approach, where the actual network infrastructure is modelled. This is the traditional TMN approach to element management. The management information in these interfaces is not further discussed in the present document, as it is internal to a specific development organization and does not need to be open. In fact, by publishing the management information in these interfaces, too much of the internal design may be revealed and it may become impossible to later enhance the systems that are using the interfaces. The management services (operations and notifications) and protocol shall however be open and standardized as long as they are independent of the NRM describing the managed NEs/NRs.

### 4.3 Application of IRPs

When providing integrated management solutions for multi-vendor networks, there is a strong requirement that the NEs and the management solutions that go together with them are systems integratable.

It should be noted that these IRPs could be provided by an IRP Agent on any management interface.

These IRPs are introduced to ensure interoperability, for example between Product-Specific Applications (PSA) and the Network and System Management Processes (SMP) of the Network Manager (NM) - see figure 4.3 from TS 32.101 [1]. These IRPs are considered to cover the most basic needs of task automation.



**Figure 4.3: Examples of IRPs for application integration**

Taking one of the above mentioned IRPs as an example, the Network and System Management Processes have similar need to receive notifications from various PSAs. The corresponding service is formalized as a *Notification IRP*. It specifies: firstly, an interface through which subscriptions to different types of notifications can be set-up (or cancelled), and secondly, common attributes for all notifications.

Further, applying a common *Name Convention for Managed Objects* is useful for co-operating applications that require identical interpretation of names assigned to network resources under management.

## 4.4 Defining the IRPs

It is important to accommodate more than one specific technology, as the technologies will change over time. Applications need to be future-proof. One fundamental principle for achieving this is to clearly separate the semantics of information definition from the protocols definitions (accessing the information) for the external interfaces.

The framework being used to define IRPs allows the implementation of user requirements for each management capability (e.g. configuration management), by modelling the information related to the resources to be managed and the way that the information may be accessed and manipulated. Such modelling is done in a way that is independent of the technology and distribution used in the implementation of a management system.

The IRP methodology uses the following steps:

- a) Capture the management requirements.
- b) Specify the semantics of the information to describe the system. Trace back to item (a).
- c) Specify the semantics of the interactions between the management system and its clients. Trace back to item (a).
- d) Specify the syntaxes of the information and interactions identified in (b) and (c). The specification is technology dependent. Trace back to items (b) and (c).

Figure 4.4 shows an example of how an IRP can be structured (the Alarm IRP).

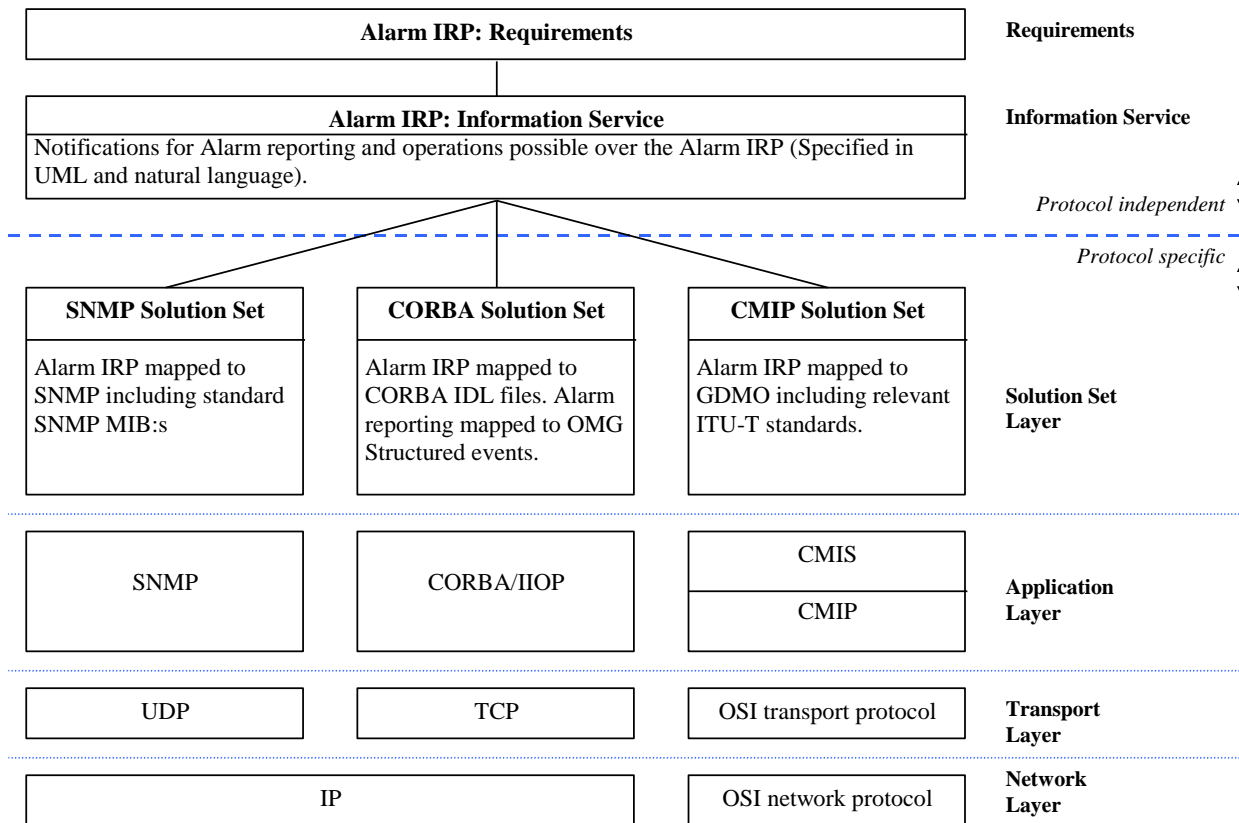


Figure 4.4: Example of an IRP (Alarm IRP)

## 4.5 Void

## 4.6 Mandatory, Optional and Conditional qualifiers

Note: Qualifier definitions applicable for converged management related IRPs are specified in 3GPP TS 32.157 “Model Repertoire” [18].

This subclause defines a number of terms used to qualify the relationship between the Information Service, the Solution Sets and their impact on the IRP implementations. The qualifiers defined in this clause are used to qualify IRP Agent behaviour only. This is considered sufficient for the specification of the IRPs.

IS specifications define IOC attributes, interfaces, operations, notifications, operation parameters and notification parameters. They can have the following support/read/write qualifiers: M, O, CM, CO, C.

Definition of qualifier M (Mandatory):

- Used for items that shall be supported.

Definition of qualifier O (Optional):

- Used for items which may or may not be supported.

Definition of qualifier CM (Conditional-Mandatory):

- Used for items that are mandatory under certain conditions, specifically:
  - All items having the support qualifier CM shall have a corresponding constraint defined in the IS specification. If the specified constraint is met then the items shall be supported.

Definition of qualifier CO (Conditional-Optional):

- Used for items that are optional under certain conditions, specifically:
  - All items having the support qualifier CO shall have a corresponding constraint defined in the IS specification. If the specified constraint is met then the items may be supported.

Definition of qualifier C (SS-Conditional):

- Used for items that are only applicable for certain but not all Solutions Sets (SSs).

SS specifications define the SS-equivalents of the IS-defined IOC attributes, operations, notifications, operation parameters and notification parameters. These SS-equivalents can have the following support/read/write qualifiers: M, O, CM and CO.

The mapping of the qualifiers of IS-defined constructs to the qualifiers of the corresponding SS-constructs is defined as follows:

- For qualifier M, O, CM and CO, each IS-defined item (operation and notification, input and output parameter of operations, input parameter of notifications, information relationship and information attribute) shall be mapped to its equivalent(s) in all SSs. Mapped equivalent(s) shall have the same qualifier as the IS-defined qualifier.
- For qualifier C, each IS-defined item shall be mapped to its equivalent(s) in at least one SS. Mapped equivalent(s) can have support qualifier M or O.

Table 4.6 defines the semantics of qualifiers of the Interface IRP SS equivalents, in terms of support from the IRP Agent perspective.

**Table 4.6: Semantics for Mandatory, Optional and Conditional qualifiers used in Solution Sets**

Mapped SS Equivalent	Mandatory	Optional	Conditional-Mandatory (CM)	Conditional-Optional (CO)
Mapped notification equivalent	The IRP Agent shall generate the notification.	The IRP Agent may or may not generate it.	The IRP Agent shall generate this notification if the constraint described in the IS for this item is satisfied.	The IRP Agent may choose whether or not to generate it. If the IRP Agent chooses to generate it, the constraint described in the IS for this notification must be satisfied.
Mapped operation equivalent	The IRP Agent shall support it.	The IRP Agent may or may not support this operation. If the IRP Agent does not support this operation, the IRP Agent shall reject the operation invocation with a reason indicating that the IRP Agent does not support this operation. The rejection, together with a reason, shall be returned to the IRP Manager.	The IRP Agent shall support this operation if the constraint described in the IS for this item is satisfied.	The IRP Agent may support this operation if the constraint described in the IS for this item is satisfied.
Input parameter of the mapped operation equivalent	The IRP Agent shall accept and behave according to its value.	The IRP Agent may or may not support this input parameter. If the IRP Agent does not support this input parameter and if it carries meaning (i.e. it does not carry no-information semantics), the IRP Agent shall reject the invocation with a reason (that it does not support the parameter). The rejection, together with the reason, shall be returned to the IRP Manager.	The IRP Agent shall accept and behave according to its value if the constraint described in the IS for this item is satisfied.	The IRP Agent may accept and behave according to its value if the constraint described in the IS for this item is satisfied.
Input parameter of mapped notification equivalent AND output parameter of mapped operation equivalent	The IRP Agent shall supply this parameter.	The IRP Agent may supply this parameter.	The IRP Agent shall supply this parameter if the constraint described in the IS for this item is satisfied.	The IRP Agent may supply this parameter if the constraint described in the IS for this item is satisfied.
Mapped IOC attribute equivalent	The IRP Agent shall support it.	The IRP Agent may support it.	The IRP Agent shall support this attribute if the constraint described in the IS for this item is satisfied.	The IRP Agent may support this attribute if the constraint described in the IS for this item is satisfied.

## 4.7 System context for Interface IRPs

Every Interface IRP on a management interface (e.g. Alarm IRP, Notification IRP, Basic CM IRP, Bulk CM IRP) is subject to a System Context as described in this subclause (also consistent with 3GPP TS 32.102 [2] clause 8).

Figure 4.7.1 and 4.7.2 identify system contexts of the Interface IRP in terms of its implementation, called IRPAgent, and the user of the IRPAgent, called IRPManager.

Each IRPAgent implements and supports one or more IRPs. The set of IRPs that is related to each Interface IRP is defined by the System Context subclause in each individual Interface IRP IS specification, e.g. subclause 4.2 in the Alarm IRP IS [7].

An NE can be managed via System Context A or B. The criterion for choosing System Context A or B to manage a particular NE is implementation dependent. An IRPAgent shall support one of the two System Contexts. By observing the interaction across the management interface, an IRPManager cannot deduce if the EM and NE are integrated in a single system or if they run in separate systems.

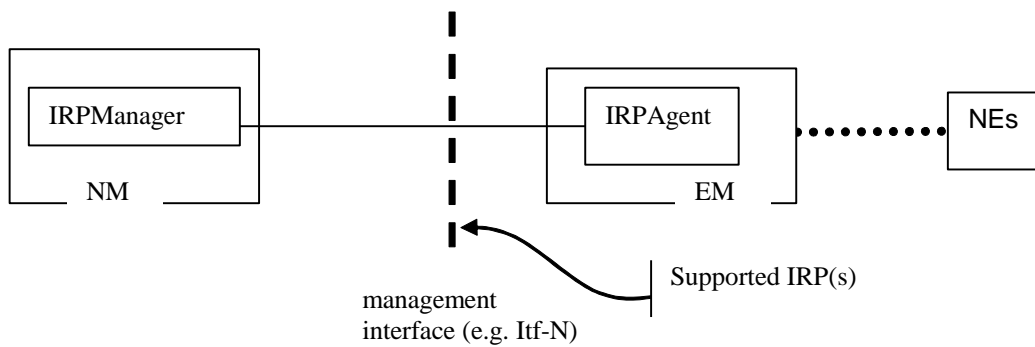


Figure 4.7.1: System Context A

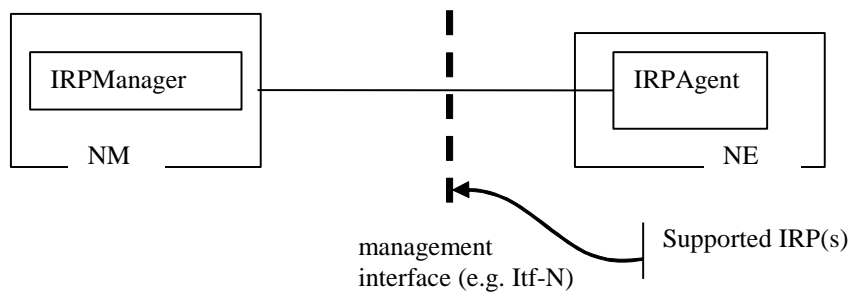


Figure 4.7.2: System Context B

Annex A (informative):  
Void



Annex B (normative):  
Void

Annex C (informative):  
Void

Annex D (informative):  
Void

Annex E (normative):  
Void

Annex F (informative):  
Void

---

## Annex G (normative): IOC Properties and Inheritance

### G.1 Property

The properties of an IOC (including SupportIOC) are specified in terms of the following:

- a) An IOC attribute(s) including its semantics and syntax, its legal value ranges and support qualifications. The IOC attributes are not restricted to Configuration Management but also include those related to, for example, 1) Performance Management (i.e., measurement types), 2) Trace Management and 3) Accounting Management.
- b) The non-attribute-specific behaviour associated with an IOC (see Note 1).

NOTE 1: As an example, the Link between MscServerFunction and CsMgwFunction is optional. It is mandatory if the MscServerFunction instance belongs to one ManagedElement instance while the CsMgwFunction instance belongs to another ManagedElement instance. This Link behaviour is a non-attribute-specific behaviour. It is expected that this behaviour, like others, will be inherited.

- c) An IOC relationship(s) with another IOC(s).
- d) An IOC notification type(s) and their qualifications.
- e) An IOC's relation with its parents (see Note 2). There are three mutually exclusive cases:
  - 1) The IOC can have any parent. In UML diagram, the class has a parent Any.
  - 2) The IOC is abstract and all of the possible parent(s) have been designated and whether subclass IOCs can be designated as a root IOC. In UML diagram, the class has zero or more possible parents of specific classes (except Any) .
  - 3) The IOC is concrete and all of the possible parent(s) have been designated and whether the IOC can be designated as a root IOC. In UML diagram, the class has one or more possible parents of specific classes (except Any) .

An IOC instance is either a root IOC or it has one and only one parent. Only 3GPP SA5 may designate an IOC class as a potential root IOC. Currently, only SubNetwork, ManagedElement or MeContext IOCs can be root IOCs.

NOTE 2: The parent and child relation in this clause is the parent name-containing the child relation.

- f) An IOC's relation with its children. There are three mutually exclusive cases:
  - 1) An IOC shall not have any children (name-containment relation) IOCs. In UML diagram, the class has no child.
  - 2) An IOC can have children IOC(s). The maximum number of instances per children IOC (including their subclasses) can be specified. An IOC may designate that vendor specific objects are not allowed as children IOCs. In UML diagram, the class has a child Any .
  - 3) An IOC can only have the specific children IOC(s) (or their subclasses). The maximum number of instances per children IOC (including their subclasses) can be specified. An IOC may designate that vendor specific objects are not allowed as children IOCs. In UML diagram, the class has one or more children of specific classes (except Any) .
- g) Whether An IOC can be instantiated or not (i.e., whether An IOC is an abstract IOC).
- h) An attribute for naming purpose.

---

## G.2 Inheritance

An IOC (the subclass) inherits from another IOC (the superclass) in that the subclass shall have all the properties of the superclass.

The subclass can change the inherited support-qualification(s) from optional to mandatory but not vice versa. The subclass can change the inherited support-qualification from conditional-optional to conditional-mandatory but not vice versa.

An IOC can be a superclass of many IOC(s). A subclass cannot have more than one superclass.

The subclass can:

- a) Add (compared to those of its superclass) unique attributes including their behaviour, legal value ranges and support-qualifications. Each additional attribute shall have its own unique attribute name (among all added and inherited attributes).
- b) Add non-attribute behaviour on an IOC basis. This behaviour may not contradict inherited superclass behaviour.
- c) Add relationship(s) with IOC(s). Each additional relationship shall have its own unique name (among all added and inherited relations).
- d) Add additional notification types and their qualifications.
- e) Designate all of the possible parent(s) (and their subclasses) if the superclass has Property-e-1 such that an IOC will have Property-e-2 or Property-e-3. Restrict possible parent(s) (and their subclasses) and/or remove the capability of the subclass from being a root IOC, if the superclass has Property-e-2 or Property-e-3.
- f) Add children IOC(s) if the superclass has Property-f-2 such that an IOC will have Property-f-3. Restrict the allowed children IOC(s) (or their subclasses) if the superclass has Property-f-3.
- g) Specify whether an IOC can be instantiated or not (i.e. the IOC is an abstract IOC).
- h) Restrict the legal value range of a superclass attribute that has a legal value range.

---

## Annex H (normative): Interface Properties and Inheritance

### H.1 Property

To be defined.

---

### H.2 Inheritance

To be defined.



---

## Annex I (normative): Entity (Interface, IOC and Attribute) Import

IRP specifications define entities (e.g., IOCs, interfaces and attribute). To facilitate re-use of entity definitions among IRP specifications, an import mechanism is used. When an IRP specification (the subject IRP specification) imports an entity defined in another IRP specification, the subject IRP specification is considered to have defined the imported entity in its specification. Furthermore, the subject IRP specification cannot change the properties of this imported entity. If it requires an entity that is not identical but similar to the imported entity, it should define a new entity that inherits the imported entity and introduce changes in the new entity definition.

## Annex H (informative): Change history

Change history								
Date	TSG #	TSG Doc.	CR	Rev	Subject/Comment	Cat	Old	New
Mar 2006	SP-31	SP-060099	0006	--	Extension/Generalization of the IRP definition and concept (OAM7-NIM-NGN)	C	6.5.0	7.0.0
Dec 2006	SP-34	SP-060723	0007	--	Correct existing definitions of the IRPs and gather all IRP-related definitions	F	7.0.0	7.1.0
Jan 2007	--	--	--	--	Editorial: added two returns in 3.1 Definitions	--	7.1.0	7.1.1
Mar 2007	SP-35	SP-070045	0008	--	Delete the incorrect reference	F	7.1.1	7.2.0
Jun 2007	SP-36	SP-070309	0009	--	Identify the use case of XSD schema	B	7.2.0	8.0.0
Jun 2007	SP-36	SP-070309	0010	--	Add IOC Property Inheritance and Import definitions	B	7.2.0	8.0.0
Mar 2008	SP-39	SP-080058	0012	--	Generalization of the IRP definition for NGN management - Align with 32.101 and TISPAN	A	8.0.0	8.1.0
Jun 2008	SP-40	SP-080329	0013	--	Remove CMIP and add SOAP reference as supported technology for IRP Solution Sets - Align with 32.101	F	8.1.0	8.2.0
Mar 2009	SP-43	SP-090207	0014	--	Remove parts moved to 32.153	F	8.2.0	8.3.0
Dec 2009	--	--	--	--	Update to Rel-9 version (MCC)	-	8.3.0	9.0.0
Mar 2010	SP-47	SP-100035	0015	--	Introduce the use of ProxyClass Any to represent parent and child relation property of IOC	F	9.0.0	9.1.0
Jun 2010	SP-48	SP-100264	0016	--	Move common definitions from TS 32.600 and clarify SS definition	F	9.1.0	10.0.0
Sep 2010	SP-49	SP-100488	0017	--	Clarification on the meaning of the imported entities	A	10.0.0	10.1.0
Mar 2011	SP-51	SP-110103	0019	1	Reference updates related to IRP SS Improvements WID	D	10.1.0	10.2.0
2012-09	-	-	-	-	-	Update to Rel-11 version (MCC)	10.2.0	<b>11.0.0</b>
2012-12	SP-58	SP-120797	0021	-	CR R11 32150 on class property	F	11.0.0	<b>11.1.0</b>
2012-12	SP-58	SP-120799	0022	1	R11 CR 32.150 on Enhancements for Converged Management	B	11.0.0	<b>11.1.0</b>
2013-03	SP-59	SP-130048	0023	1	Correct spelling of 'SupportIOC'	F	11.1.0	<b>11.2.0</b>