

3GPP TS 24.629 V11.2.0 (2013-03)

Technical Specification

**3rd Generation Partnership Project;
Technical Specification Group Core Network and Terminals;
Explicit Communication Transfer (ECT) using IP Multimedia
(IM) Core Network (CN) subsystem;
Protocol specification
(Release 11)**



The present document has been developed within the 3rd Generation Partnership Project (3GPP™) and may be further elaborated for the purposes of 3GPP.

The present document has not been subject to any approval process by the 3GPP Organizational Partners and shall not be implemented. This Specification is provided for future development work within 3GPP only. The Organizational Partners accept no liability for any use of this Specification. Specifications and reports for implementation of the 3GPP™ system should be obtained via the 3GPP Organizational Partners' Publications Offices.

Keywords

ECT, stage 3, supplementary services

3GPP

Postal address

3GPP support office address

650 Route des Lucioles - Sophia Antipolis
Valbonne - FRANCE
Tel.: +33 4 92 94 42 00 Fax: +33 4 93 65 47 16

Internet

<http://www.3gpp.org>

Copyright Notification

No part may be reproduced except as authorized by written permission.
The copyright and the foregoing restriction extend to reproduction in all media.

© 2013, 3GPP Organizational Partners (ARIB, ATIS, CCSA, ETSI, TTA, TTC).
All rights reserved.

UMTS™ is a Trade Mark of ETSI registered for the benefit of its members
3GPP™ is a Trade Mark of ETSI registered for the benefit of its Members and of the 3GPP Organizational Partners
LTE™ is a Trade Mark of ETSI registered for the benefit of its Members and of the 3GPP Organizational Partners
GSM® and the GSM logo are registered and owned by the GSM Association

Contents

Foreword	5
1 Scope	6
2 References.....	6
3 Definitions and abbreviations	7
3.1 Definitions	7
3.2 Abbreviations.....	7
4 Explicit Communication Transfer (ECT)	8
4.1 Introduction	8
4.2 Description.....	8
4.2.1 General description	8
4.3 Operational requirements	8
4.3.1 Provision/withdrawal.....	8
4.3.2 Requirements on the transferor network side	8
4.3.3 Requirements on the transferee network side	8
4.3.4 Requirements on the transfer target network side	8
4.4 Coding requirements	9
4.5 Signalling requirements	9
4.5.1 Activation/deactivation	9
4.5.1A Registration/erasure	9
4.5.1B Interrogation.....	9
4.5.2 Invocation and operation.....	9
4.5.2.1 Actions at the transferor UE.....	9
4.5.2.2 Void	10
4.5.2.3 Void	10
4.5.2.4 Actions at the transferor AS.....	10
4.5.2.4.1 Invocation of ECT service.....	10
4.5.2.4.1.1 Prerequisite for invocation of the ECT service	10
4.5.2.4.1.2 Determine whether the ECT applies	10
4.5.2.4.1.2.1 REFER request received on a separate dialog	10
4.5.2.4.1.2.2 REFER request received in the to be transferred dialog	10
4.5.2.4.1.2.2A Procedures for call transfer with 3PCC	10
4.5.2.4.1.2.3 Actions of ECT when invoked with a transfer request	10
4.5.2.4.2 Subsequent procedures.....	11
4.5.2.5 Actions at the transferee UE	12
4.5.2.5.1 Actions at the transferee UE (without 3PCC)	12
4.5.2.5.2 Actions at the transferee UE (with 3PCC).....	12
4.5.2.6 Void.....	12
4.5.2.7 Actions at the transferee AS.....	12
4.5.2.7.0 Prerequisite for invocation of the ECT service	12
4.5.2.7.1 Determine whether the ECT applies	12
4.5.2.7.2 Actions of ECT when invoked with a transfer request.....	12
4.5.2.7.3 Actions of ECT when invoked again by the transferred communication	13
4.5.2.8 Void	13
4.5.2.9 Void	13
4.5.2.10 Void.....	13
4.5.2.11 Void.....	13
4.5.2.12 Void.....	13
4.5.2.13 Void.....	13
4.5.2.14 Void.....	13
4.5.2.15 Actions at the transfer target's AS.....	13
4.5.2.16 Void	13
4.5.2.17 Actions at the transfer target's UE	13
4.6 Interaction with other services	14
4.6.1 Communication HOLD (HOLD)	14
4.6.2 Terminating Identification Presentation (TIP)	14

4.6.3	Terminating Identification Restriction (TIR)	14
4.6.4	Originating Identification Presentation (OIP)	14
4.6.5	Originating Identification Restriction (OIR)	14
4.6.6	CONference Calling (CONF)	14
4.6.7	Communication DIVersion Services (CDIV)	14
4.6.8	Malicious Communication IDentification (MCID)	14
4.6.9	Anonymous Communication Rejection and Communication Barring (ACR/CB)	15
4.6.10	Explicit Communication Transfer (ECT)	15
4.6.10.1	Determine whether a previously transferred communication is transferred again	15
4.6.10.2	Handling of transfer requests	15
4.6.10.3	Actions when this ECT instance is invoked again by the transferred communication	15
4.7	Interworking with other networks	16
4.7.1	Void	16
4.7.2	Void	16
4.7.3	Void	16
4.8	Parameter values (timers)	16
4.9	Service configuration	16
Annex A (informative): Signalling flows		17
A.1	Blind transfer	17
A.2	Consultative transfer	19
A.3	Blind call transfer with third party call control	20
A.4	Consultative call transfer with third party call control	21
Annex B (informative): Example of filter criteria		22
B.1	Example of filter criteria for ECT	22
Annex C (informative): Example charging model		23
C.1	Example of B REFER's A to C	23
C.2	Example of A REFER's B to C	24
Annex D (informative): Void		25
Annex E (informative): Change history		26

Foreword

This Technical Specification (TS) was been produced by ETSI Technical Committee Telecommunications and Internet converged Services and Protocols for Advanced Networking (TISPAN) and originally published as ETSI TS 183 029 [11]. It was transferred to the 3rd Generation Partnership Project (3GPP) in January 2008.

The contents of the present document are subject to continuing work within the TSG and may change following formal TSG approval. Should the TSG modify the contents of the present document, it will be re-released by the TSG with an identifying change of release date and an increase in version number as follows:

Version x.y.z

where:

- x the first digit:
 - 1 presented to TSG for information;
 - 2 presented to TSG for approval;
 - 3 or greater indicates TSG approved document under change control.
- y the second digit is incremented for all changes of substance, i.e. technical enhancements, corrections, updates, etc.
- z the third digit is incremented when editorial only changes have been incorporated in the document.

1 Scope

The present document specifies the stage three (protocol description) of the Explicit Communication transfer (ECT) supplementary service, based on stage one and two of the ISDN ECT supplementary service. It provides the protocol details in the IP Multimedia (IM) Core Network (CN) subsystem based on the Session Initiation Protocol (SIP) and the Session Description Protocol (SDP).

The present document is applicable to User Equipment (UE) and Application Servers (AS) which are intended to support the ECT supplementary service.

2 References

The following documents contain provisions which, through reference in this text, constitute provisions of the present document.

- References are either specific (identified by date of publication, edition number, version number, etc.) or non-specific.
- For a specific reference, subsequent revisions do not apply.
- For a non-specific reference, the latest version applies. In the case of a reference to a 3GPP document (including a GSM document), a non-specific reference implicitly refers to the latest version of that document *in the same Release as the present document*.

- [1] 3GPP TS 24.229: "Internet Protocol (IP) multimedia call control protocol based on Session Initiation Protocol (SIP) and Session Description Protocol (SDP); Stage 3".
- [2] IETF RFC 3515: "The Session Initiation Protocol (SIP) Refer Method".
- [3] IETF RFC 3892: "The Session Initiation Protocol (SIP) Referred-By Mechanism".
- [4] IETF RFC 3891: "The Session Initiation Protocol (SIP) "Replaces" Header".
- [5] Void.
- [6] IETF RFC 3261: "SIP: Session Initiation Protocol".
- [7] 3GPP TS 29.228: "IP Multimedia (IM) Subsystem Cx and Dx Interfaces; Signalling flows and message contents".
- [7A] 3GPP TS 29.229: "Cx and Dx interfaces based on the Diameter protocol; Protocol details".
- [8] 3GPP TS 24.610: "Communication HOLD (HOLD) using IP Multimedia (IM) Core Network (CN) subsystem; Protocol specification".
- [9] 3GPP TS 24.605: "Conference (CONF) using IP Multimedia (IM) Core Network (CN) subsystem; Protocol specification".
- [10] 3GPP TS 24.628: "Common Basic Communication procedures using IP Multimedia (IM) Core Network (CN) subsystem; Protocol specification".
- [11] ETSI TS 183 029 V2.5.0: "Telecommunications and Internet converged Services and Protocols for Advanced Networking (TISPAN); PSTN/ISDN simulation services: Explicit Communication Transfer (ECT); Protocol specification".
- [12] 3GPP TS 24.315: "IP Multimedia Subsystem (IMS) Operator Determined Barring (ODB); Stage 3".

3 Definitions and abbreviations

3.1 Definitions

For the purposes of the present document, the following terms and definitions apply:

ECT Session Identifier URI: PSI created and inserted by a ECT AS that resolves to the AS itself

NOTE: If this URI contains correlation information it has to be constructed in such a way that it does not reveal identity information about any party involved in the transfer.

transferee: party being transferred to the transfer target

transferor: party initiating the transfer

transfer target: party that the existing communication is transferred to

NOTE: After transfer the transferee and the transfer target are in communication with each other.

3.2 Abbreviations

For the purposes of the present document, the following abbreviations apply:

3GPP	3 rd Generation Partnership Project (www.3gpp.org)
ACR	Anonymous Communication Rejection
AS	SIP Application Server
CDIV	Communication DIVersion
CONF	CONFerence
CSCF	Call Session Control Function
ECT	Explicit Communication Transfer
GRUU	Globally Routable User agent URI
HOLD	communication HOLD
IETF	Internet Engineering Task Force
IFC	Initial Filter Criteria
ISDN	Integrated Services Digital Network
MCID	Malicious Call IDentification
MGCF	Media Gateway Control Function
OCB	Outgoing Communication Barring
ODB	Operator Determined Barring
OIP	Originating Identification Presentation
OIR	Originating Identification presentation Restriction
PSTN	Public Switch Telephone Network
S-CSCF	Serving-CSCF
SIP	Session Initiation Protocol
TIP	Terminating Identification Presentation
TIR	Terminating Identification presentation Restriction
UE	User Equipment

4 Explicit Communication Transfer (ECT)

4.1 Introduction

The service provides a party involved in a communication to transfer that communication to a third party.

Procedures for the ECT AS regarding Operator Determined Barring (ODB) are defined in 3GPP TS 24.315 [12].

4.2 Description

4.2.1 General description

The Explicit Communication transfer (ECT) service provides a party involved in a communication to transfer that communication to a third party.

There are three actors active in a transfer, they are acting in the following roles:

transferor: the party that initiates the transfer of the active communication that it has with the transferee;

transferee: the party which stays in the communication which is transferred;

transfer target: the party which the communication is transferred to and which replaces the transferor in the communication.

There are two initial situations possible in which transfer shall be possible:

- The transferor has no ongoing consultation communication with the transfer Target (Blind/Assured transfer).
- The transferor has a consultation communication with the transfer Target (Consultative transfer).

The transferor AS takes care that it remains in the signalling path even after the communication is transferred, this allows:

- Classical charging models.
- Anonymization of the transfer Target.

4.3 Operational requirements

4.3.1 Provision/withdrawal

The ECT service may be provided after prior arrangement with the service provider or be generally available.

4.3.2 Requirements on the transferor network side

No specific requirements are needed in the network.

4.3.3 Requirements on the transferee network side

No specific requirements are needed in the network.

4.3.4 Requirements on the transfer target network side

No specific requirements are needed in the network.

4.4 Coding requirements

A user agent that wishes to use the ECT service (to act as a transferor):

- Shall support the REFER method as a client as specified in RFC 3515 [2].
- Shall support the Referred-By header as specified in RFC 3892 [3].

A user agent that is the transferred party in a communication transfer (acts as the transferee):

- Shall support the REFER method as a server as specified in RFC 3515 [2].
- Shall support the Referred-By header as specified in RFC 3892 [3].
- Shall support Replaces header field as a client as specified in RFC 3891 [4].

A user agent that is the transfer target in a communication transfer:

- May support the Referred-By header as a server as specified in RFC 3892 [3].
- May support the Replaces header as a server as specified in RFC 3891 [4].

4.5 Signalling requirements

4.5.1 Activation/deactivation

The ECT service is activated at provisioning and deactivated at withdrawal.

4.5.1A Registration/erasure

The ECT service requires no registration. Erasure is not applicable.

4.5.1B Interrogation

Interrogation of ECT is not applicable.

4.5.2 Invocation and operation

4.5.2.1 Actions at the transferor UE

A UE that has initiated an emergency call, shall not perform any transfer operation involving the dialog associated with the emergency call.

A UE that initiates a transfer operation shall:

- Issue a REFER request in the original communications dialog, where:
 - The request URI shall contain the SIP URI of the transferee as received in the Contact header field.
 - The Refer-To header field shall indicate the public address of the transfer Target.
 - If the transferor UE has a consultation communication with the transfer Target, a Replaces header field parameter shall be added to the Refer-To URI together with a Require=replaces header field parameter.
 - The Referred-By header field can be used to indicate the identity of the transferor. When privacy was required in the original communications dialog and a Referred-By header field is included, the UE shall include a Privacy header field set to "user".

After the REFER request is accepted by the other end with a 202 (Accepted) response, the transferor UE should get notifications of how the transferee's communication setup towards the transfer Target is progressing.

When a NOTIFY request is received on the REFER dialog that indicates that the transferee and the transfer Target have successfully setup a communication, the transferor UE may terminate the original communication with the transferee UE, by sending a BYE message on the original dialog.

4.5.2.2 Void

4.5.2.3 Void

4.5.2.4 Actions at the transferor AS

4.5.2.4.1 Invocation of ECT service

4.5.2.4.1.1 Prerequisite for invocation of the ECT service

For ECT to be provided to end users acting as transferor, the end user's AS providing ECT shall be in the signalling path for all communications.

4.5.2.4.1.2 Determine whether the ECT applies

The transferor AS is the one executing the ECT service logic, which is invoked by the transferor sending a special REFER request.

4.5.2.4.1.2.1 REFER request received on a separate dialog

ECT does not apply in this case.

4.5.2.4.1.2.2 REFER request received in the to be transferred dialog

In order to know whether ECT service applies on a REFER request send by the served user, the following criteria shall apply before the ECT logic is executed:

- The REFER request's request-URI (transferee) is targeted at the same UE instance that is involved in the dialog.
- The REFER request's Refer-To header contains a URI so that the method constructed from the URI according to RFC 3261 [6] is equal to INVITE.

Any REFER request that does not comply with these criteria shall not invoke the ECT service and is depending on operator policy:

- Rejected.
- Handled by another service.
- Proxied on.

4.5.2.4.1.2.2A Procedures for call transfer with 3PCC

When a REFER request is received that invokes the call transfer service (see subclause 4.5.2.4.1), the AS shall follow procedures specified in 3GPP TS 24.628 [10] for special REFER request handling using 3PCC procedures.

For blind communication transfer, if required by local policy to do so, the AS shall connect a media server to the transferee UE in order to provide in-band announcement about the progress of the communication establishment with the transfer target.

4.5.2.4.1.2.3 Actions of ECT when invoked with a transfer request

When a REFER request is received that invokes the ECT service (see subclause 4.5.2.4.1), ECT service shall perform the following actions:

- 1) Create a new ECT Session Identifier URI addressed to this AS. The URI shall be created in such a way that a new dialog set up towards this URI can be easily correlated with the current REFER dialog.

- 2) The AS stores the value of the Refer-To header field (transfer Target URI) from the REFER request and links it to the ECT Session Identifier URI.
- 3) The AS replaces the Refer-To header field with the ECT Session Identifier URI (this ensures that the transferor AS remains in the loop when the transferee sets up the communication with the transfer Target).

NOTE: If a Replaces header field parameter and/or a Require=replaces header field parameter are available in the URI contained in the Refer-To header field, the above step implies that they are not forwarded to the transferee.

- 4) If a Referred-By header is available in the request, the AS verifies if the provided Referred-By header contains a valid public identity of the served user. If not it will replace the Referred-By header with a valid value matching the REFER request's P-Asserted-Identity and if "id" privacy was requested, include a Privacy header field set to "user". If the Referred-By header field does not contain a valid public identity of the served user and multiple valid public user identities are received in the REFER request's P-Asserted-Identity header field, the AS shall select the first one on the list. The AS then stores the Referred-by header.
- 5) If no Referred-By header is available in the request a Referred-By header is added that matches the REFER request's P-Asserted-Identity and if "id" privacy was requested, include a Privacy header field set to "user". If multiple valid public user identities are received in the REFER request's P-Asserted-Identity header field, the AS shall select the first one on the list.

Editor's note: [WI: TEI11, CR#0012] Currently RFC 3892 does allow only one URI in the Referred-By header field. IETF "Draft Updates to Referred-By in the Session Initiation Protocol (SIP)" (draft-loreto-dispatch-3892bis-03) proposes to update RFC 3892 to allow more than one URI in Referred-By header field. If this proposal is accepted by IETF, the above text should be modified so that the AS copies all the valid public user identity URIs received in the P-Asserted-Identity header field in the Referred-By header.

- 6) The AS sends the REFER request on to the transferee using basic communication procedures 3GPP TS 24.229 [1].

If the AS receives a 403 Forbidden or 501 Not implemented in response to a REFER request, the AS of the initiator of the REFER request may initiate the special REFER handling procedures, according to 3GPP TS 24.628 [10].

If the AS receives a NOTIFY request with a sipfrag message body indicating a 420 Bad Extension as defined in RFC 3892 [3], the AS of the initiator of the REFER request may initiate the special REFER handling procedures according to 3GPP TS 24.628 [10].

As a network option, the AS of the initiator of the REFER request that has prior knowledge that the remote party is not allowed to receive or does not support the REFER method, may initiate the special REFER handling procedures directly, according to 3GPP TS 24.628 [10].

4.5.2.4.2 Subsequent procedures

4.5.2.4.2.1 Actions of ECT when invoked again by the transferred communication

When an INVITE is received targeted at the ECT Session Identifier URI created earlier when the served user requested transfer of an ongoing communication, ECT shall perform the following actions:

- 0) If the stored transfer target URI linked to the ECT Session Identifier contains a Replaces header field parameter, then the AS inserts the Replaces header field in the INVITE request and:
 - a) If the INVITE request does not contain a Requires header field, then the AS inserts a Requires header field in the INVITE request including a "replaces" token.
 - b) If the INVITE request does contain a Requires header field without a "replaces" token, then the AS inserts a Requires header field in the INVITE request including a "replaces" token.
- 1) Strip all header field parameters and method parameter from the stored transfer Target URI and replace the request URI with the stripped version of the stored transfer Target URI linked to the specific ECT Session Identifier URI.
- 2) If a Referred-By header is available in the request, the AS verifies if the provided Referred-By header contains a valid identity of the served user. If not it will replace the Referred-By header with a valid value matching the REFER request's P-Asserted-Identity and if "id" privacy was requested, include a Privacy header field set to

"user". If the Referred-By header field does not contain a valid public identity of the served user and multiple valid public user identities are received in the REFER request's P-Asserted-Identity header field, the AS shall select the first one on the list.

- 3) If no Referred-By header is available in the request a Referred-By header is added that matches the REFER request's P-Asserted-Identity, and if "id" privacy was requested, include a Privacy header field set to "user". If multiple valid public user identities are received in the REFER request's P-Asserted-Identity header field, the AS shall select the first one on the list.

Editor's note: [WI: TE111, CR#0012] Currently RFC 3892 does allow only one URI in the Referred-By header field. IETF "Draft Updates to Referred-By in the Session Initiation Protocol (SIP)" (draft-loreto-dispatch-3892bis-03) proposes to update RFC 3892 to allow more than one URI in the Referred-By header field. If this proposal is accepted by IETF, the above text should be modified so that the AS copies all the valid public user identity URIs received in the P-Asserted-Identity header field in the Referred-By header.

NOTE: If needed the AS can generate charging events to charge for the extra leg.

- 4) The INVITE request is forwarded towards the transfer Target using basic communication procedures 3GPP TS 24.229 [1].

4.5.2.4.2.2 Actions of ECT on failed REFER request

4.5.2.5 Actions at the transferee UE

4.5.2.5.1 Actions at the transferee UE (without 3PCC)

When a REFER request is received in the context of a call transfer scenario (see subclause 4.5.2.4.1), the transferee UE shall perform the following steps:

- 1) apply the procedure for holding the active communication with the transferor as described in 3GPP TS 24.610 [8] subclause 4.5.2.1; and
- 2) apply normal REFER handling procedures according to 3GPP TS 24.229 [1].

4.5.2.5.2 Actions at the transferee UE (with 3PCC)

Apply normal re-INVITE procedures according to 3GPP TS 24.229 [1].

4.5.2.6 Void

4.5.2.7 Actions at the transferee AS

4.5.2.7.0 Prerequisite for invocation of the ECT service

For ECT to be provided to end users acting as transferee, the end user's AS providing ECT shall be in the signalling path for all communications of the served user.

4.5.2.7.1 Determine whether the ECT applies

See subclause 4.5.2.4.1 on the criteria that determine that a REFER request is to be treated as a request for transfer of an existing communication.

4.5.2.7.2 Actions of ECT when invoked with a transfer request

When a REFER request is received in the context of a call transfer scenario (see subclause 4.5.2.4.1), it shall perform the following steps:

- 5) Store the value of the Refer-To header field (used later to correlate the new communication with this REFER dialog).

- 5a) Optionally it may store the value of the Referred-By header field, if it wants to ensure that the Referred-By is correct on the resulting INVITE request.
- 6) Forward the request to the transferee according to basic communication procedures 3GPP TS 24.229 [1].

4.5.2.7.3 Actions of ECT when invoked again by the transferred communication

When an INVITE is received targeted at the SIP URI stored earlier when a transfer request was received targeted at the served user (transferee), ECT shall perform the following actions:

- 0) Optionally the AS may check the following header fields in the received INVITE request:
 - a) If a Referred-By header field is present in the INVITE, the AS may check if it matches the Referred-By header of the REFER stored earlier. If it does not match, depending on the policy of the service provider, the AS shall reject the INVITE request or replace the Referred-By header in the INVITE request with the value stored earlier.
If a Referred-By header is absent in the INVITE, the AS shall insert a Referred-By header with the value stored earlier.
- 1) Optionally the AS may generate charging events:
 - a) To charge for the original communication between the transferee and the transferor, in case the transferee was the originating party in the original communication.
 - b) To switch of charging in case the transferee was the terminating party in the original communication.
- 2) The INVITE is forwarded towards the transfer Target using basic communication procedures 3GPP TS 24.229 [1].

4.5.2.8 Void

4.5.2.9 Void

4.5.2.10 Void

4.5.2.11 Void

4.5.2.12 Void

4.5.2.13 Void

4.5.2.14 Void

4.5.2.15 Actions at the transfer target's AS

Basic communication procedures according to 3GPP TS 24.229 [1] shall apply.

4.5.2.16 Void

4.5.2.17 Actions at the transfer target's UE

Basic communication procedures according to 3GPP TS 24.229 [1] shall apply.

4.6 Interaction with other services

4.6.1 Communication HOLD (HOLD)

No impact.

4.6.2 Terminating Identification Presentation (TIP)

No impact.

4.6.3 Terminating Identification Restriction (TIR)

No impact.

4.6.4 Originating Identification Presentation (OIP)

No impact.

4.6.5 Originating Identification Restriction (OIR)

Requirements relating to the Referred-By header field are described in subclauses 4.5.2.4.1.2.3 and 4.5.2.4.2.1.

On the reception of an INVITE request from the transferee, the transferor AS shall deduce the "id" related privacy requirement that the transferee has indicated in the initial call between the transferee and the transferor; and shall include a Privacy header field containing the according value in the outgoing INVITE request.

For the other transferee AS and the transfer Target AS there is no impact.

4.6.6 CONFerence Calling (CONF)

ECT shall not apply when the following criteria apply:

- REFER request is received in an INVITE dialog with a conference focus, or a REFER request is received in an INVITE dialog and the Refer-to header field of the REFER request indicates the public address of active dialog to conference focus which is known by the AS providing ECT; and
- The REFER is originated by the conference controller, the conference controller is the user that created and owns the conference.

An AS can determine that an established INVITE dialog is terminated at a conference focus because according to 3GPP TS 24.605 [9] it either:

- has received a 1xx or 2xx response to the INVITE request with an "isfocus" feature parameter in the Contact header field; or
- has received an INVITE with an "isfocus" feature parameter in the Contact header field.

4.6.7 Communication DIVersion Services (CDIV)

No impact.

4.6.8 Malicious Communication IDentification (MCID)

No impact.

4.6.9 Anonymous Communication Rejection and Communication Barring (ACR/CB)

For the transferor AS the following applies:

- Shall not accept transfer requests with a transfer Target that is barred by the served users Outgoing Communication Barring (OCB) rules.
- For the transferee AS and the transfer Target AS there is no impact.

4.6.10 Explicit Communication Transfer (ECT)

4.6.10.1 Determine whether a previously transferred communication is transferred again

See subclause 4.5.2.4.1 on the criteria that determine that a REFER request is to be treated as a request for transfer of an existing communication.

Additionally the following criteria should apply for this interaction case to apply:

- The INVITE dialog on which the REFER is received is a previously transferred communication, for which the current ECT instance had the Transferor role.

4.6.10.2 Handling of transfer requests

When a REFER request is received and the criteria of subclause 4.6.10.1 apply, then the AS shall perform the following steps:

- 1) Create a new ECT Session Identifier URI addressed to this AS. The URI shall be created in such a way that a new dialog set up towards this URI can be easily correlated with the current REFER dialog.
- 2) The AS stores the value of the Refer-To header field (transfer target) from the REFER request and links it to the ECT Session Identifier URI.
- 3) The AS replaces the Refer-To header field with the ECT Session Identifier URI from step 1). (This ensures that this AS remains in the loop when the transferee sets up the communication with the transfer target.).
- 4) The AS forwards the REFER request to the transferee using basic communication procedures 3GPP TS 24.229 [1].

4.6.10.3 Actions when this ECT instance is invoked again by the transferred communication

When an INVITE is received targeted at the ECT Session Identifier URI created earlier in subclause 4.6.10.2, the AS shall perform the following actions:

- 1) The AS replaces the request URI with the stored Refer-To header field value linked to the specific ECT Session Identifier URI.

NOTE: If needed the AS may generate charging events to charge for the extra leg.

- 2) The AS forwards the INVITE request towards the transfer target using basic communication procedures 3GPP TS 24.229 [1].

4.7 Interworking with other networks

4.7.1 Void

4.7.2 Void

4.7.3 Void

4.8 Parameter values (timers)

No specific timers are required.

4.9 Service configuration

Not applicable.

Annex A (informative): Signalling flows

A.1 Blind transfer

Figure A.1 signalling flow shows a blind transfer scenario, whereby the REFER request is sent on the existing INVITE dialog between A and B.

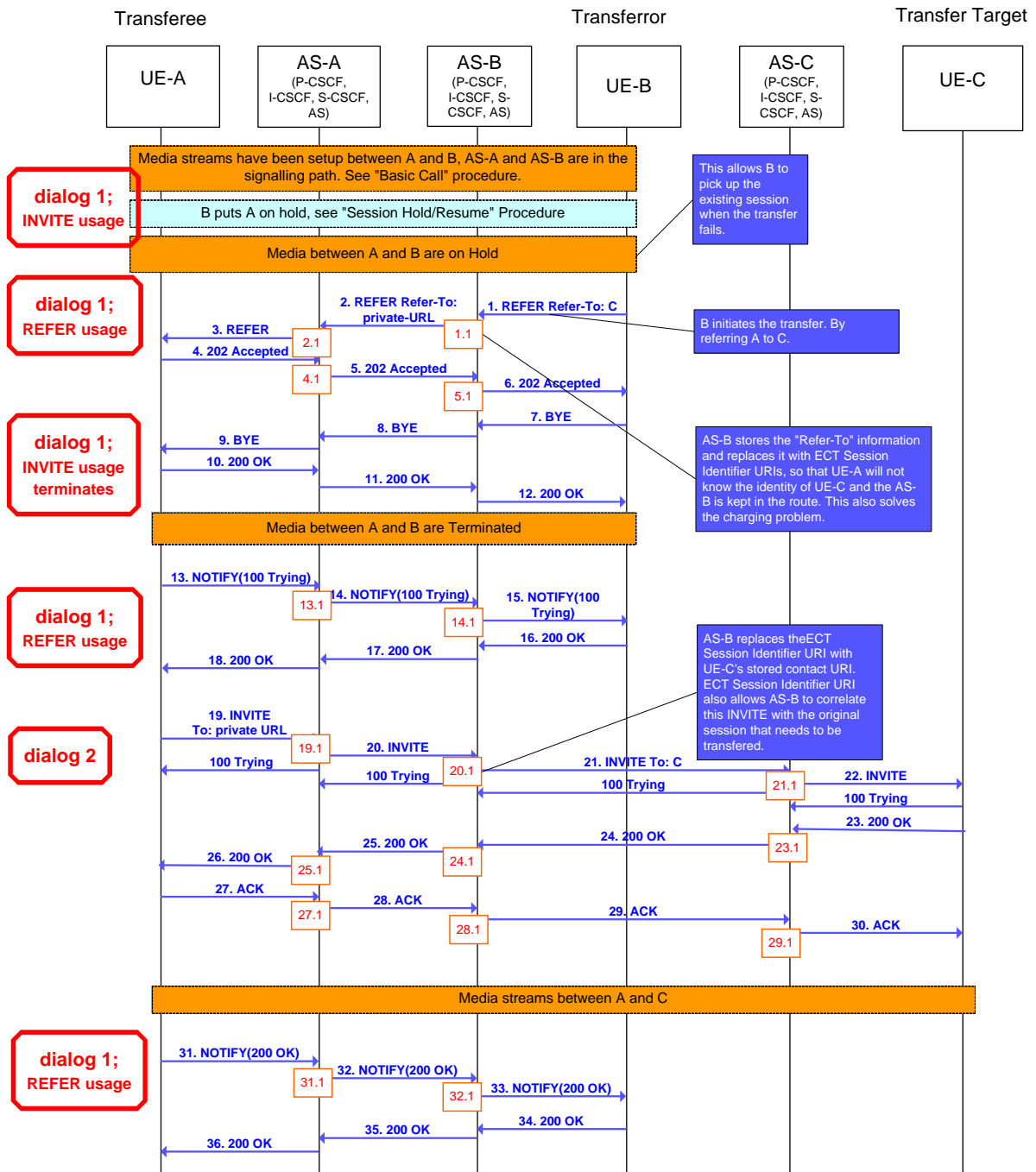


Figure A.1: Blind transfer

1. A multimedia session exists between A-B. B initiates transfer A to C, by sending REFER request To: UE-A with Referred-To: UE-C, Referred-By: UE-B. The REFER request is sent in the existing dialog that between A and B.

1.1 Upon reception of the REFER request, AS-B must check whether there is no outgoing call barring active from B to C. Because B is charged for the call from B-C when A is referred to C, when outgoing call barring is active from B-C the REFER request is rejected.

AS-B checks whether B is allowed to transfer calls, if it is allowed to transfer the call then AS-B generates an ECT Session Identifier URI, addressed to itself, with the new destination information and billing information that will be needed for the new session. It replaces the Refer-To value with the ECT Session Identifier URI. This ensures that:

AS-B will remain in the loop.

2. The REFER request is sent on to AS-A.

2.1 AS-A checks whether it is allowed to transfer A.

3. The REFER request is sent on to A by AS-A.

4. The REFER request is accepted by A's UE.

4.1, 13.1, 31.1 AS-A can use result messages and notifications caused by the REFER request to track success of refer and take appropriate actions. The AS-A can ensure that header fields that were replaced with other content are recreated with the original content on the way back.

5.1, 8.1, 32.1 AS-B can use this to track success of the REFER request and take appropriate actions. The AS-B can ensure that header fields that were replaced with other content are recreated with the original content on the way back.

7. Since the REFER request was accepted in 6. UE-B terminates the existing INVITE dialog by sending a BYE to UE-A.

19. The UE-A initiates a new session by sending an INVITE request to AS-B's ECT Session Identifier URI (which represents UE-C).

19.1 AS-A routes the INVITE request to AS-B using the AS-B's ECT Session Identifier URI using normal SIP routing procedures. Normal charging from A to B applies.

20.1 Upon receiving the INVITE request to the ECT Session Identifier URI that was inserted by the AS-B, the AS-B replaces it with the Request URI of C and creates an INVITE targeted towards UE-C.

In this scenario it can be assumed that there is no active outgoing call barring towards UE-C, because the REFER was accepted by AS-B. The ECT Session Identifier URI has a limited validity time to ensure that no future barring is violated.

Also the Referred-By: header field is verified or filled in with the original uncodified values. Then the INVITE request is forwarded to UE-C using normal routing procedures.

21.1, 23.1 Normal terminating services apply for UE-C. The call will be treated as a call from A-C regarding call policies.

25.1 AS-A. Normal response handling applies.

27.1 AS-A. Normal ACK handling applies.

28.1 AS-B replaces all codified values and ECT Session Identifier URI 's with stored values.

A.2 Consultative transfer

Figure A.2 signalling flow shows a consultative transfer scenario.

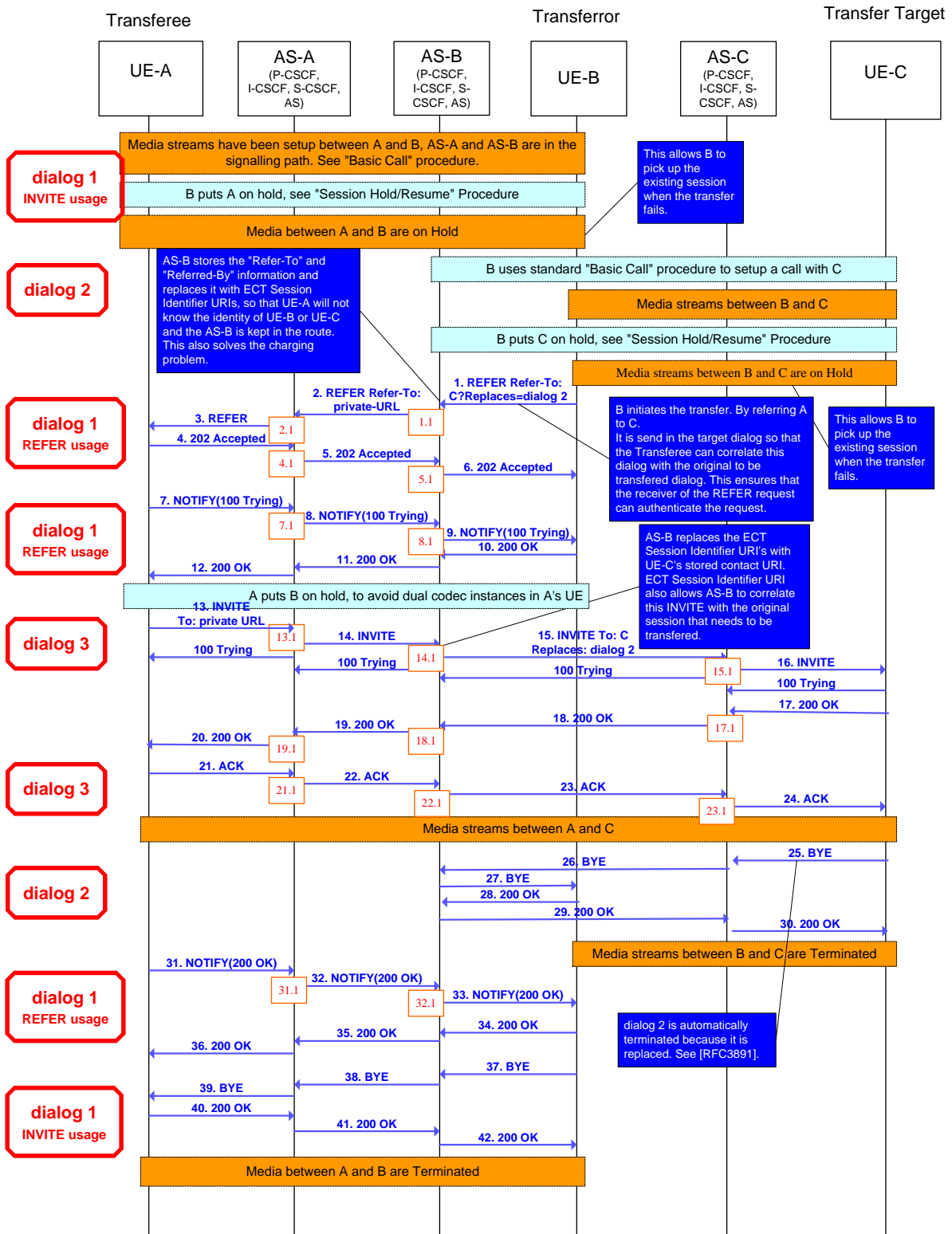


Figure A.2: Consultative transfer

1. A multimedia session exists between A-B and between B-C. B initiates transfer A to C, by sending REFER method To: UE-A GRUU with the Refer-To: UE-C?Replaces=dialog2&Require=replaces, Referred-By: UE-B. The REFER reuses the dialog that exists from A-B.
 - 1.1 Upon reception of the REFER operation AS-B must check whether there is no outgoing call barring active from B to C. Because B is charged for the call from B-C when A is referred to C, when outgoing call barring is active from B-C the REFER is rejected.

AS-B checks whether B is allowed to transfer calls, if it is allowed to transfer the call then AS-B generates an ECT Session Identifier URI, addressed to itself, with the new destination information and billing information that will be needed for the new session. It replaces the Refer-To value with the ECT Session Identifier URI. This ensures that AS-B will remain in the loop.
 2. The REFER to method is sent on to AS-A.
 - 2.1 AS-A checks whether it is allowed to transfer A.
 3. Refer is sent on to A by AS-A.
 - 4.1, 7.1, 31.1 AS-A can use result messages and notifications caused by REFER to track success of REFER and take appropriate actions. The AS-A can ensure that header fields that were replaced with other content are recreated with the original content on the way back.
 - 5.1, 8.1, 32.1 AS-B can use this to track success of REFER and take appropriate actions. The AS-B can ensure that header fields that were replaced with other content are recreated with the original content on the way back.
 13. UE-A initiates a new session by sending an INVITE to AS-B's ECT Session Identifier URI (which represents UE-C).
 - 13.1 AS-A checks whether A is allowed to use the Replace extension and routes the INVITE to AS-B using the AS-B's ECT Session Identifier URI using normal SIP routing procedures. Normal charging from A to B applies.
 - 14.1 Upon receiving the INVITE to the ECT Session Identifier URI that was inserted by the AS-B, the AS-B replaces the Request URI and creates an INVITE targeted towards UE-C. Further AS-B inserts a Replaces header field with the value of the Replaces parameter of the stored transfer Target URI if it is available, which will allow the new session to take the place of the existing session between B and C.

In this scenario it can be assumed that there is no active outgoing call barring towards UE-C, because UE-B was able to setup a call to UE-C in the first place. However when there was no consultation call to UE-C, there is an issue but this is solved at the initial reception of the REFER from UE-C and not at this stage.
The INVITE is forwarded to UE-C using normal routing procedures.
 - 15.1, 17.1 Normal terminating services apply for UE-C. The call will be treated as a call from A-C regarding call policies. AS-C checks whether the Replace mechanism is used.
 - 19.1 AS-A. Normal response handling applies.
 - 21.1 AS-A. Normal ACK handling applies.
 - 22.1 AS-B replaces all codified values and the ECT Session Identifier URI with stored values.
 25. UE-C terminates dialog 2 as consequence of normal Replace procedures according to RFC 3891 [4].

A.3 Blind call transfer with third party call control

An example of call flow where a media server is used is given in Figure E.1 of 3GPP TS 24.628 [10]. In this call flow, the media server is involved in the media path before transfer is received and remains involved after the call is transferred. For blind call transfer, the media server may be connected only to the transferee (UE-B) after the REFER request is received and be disconnected when the transfer target accepts the call.

An example of call flow where no media server is used is given in Figure E.1 of 3GPP TS 24.628 [10].

A.4 Consultative call transfer with third party call control

An example of a call flow is given in figure E.5 of 3GPP TS 24.628 [10].

Annex B (informative): Example of filter criteria

B.1 Example of filter criteria for ECT

This annex provides an example of a filter criterion that triggers SIP requests that are subject to initial filter criteria evaluation.

When the initial request matches the conditions of the next unexecuted IFC rule for the served user which points to the ECT service, the communication is forwarded to the AS.

An example of an Initial Filter Criteria (IFC) Trigger Point configurations under the assumption that the ECT service is a standalone service that can be invoked by a very specific trigger point active at the destination S-CSCF:

- Method="INVITE".

NOTE 1: The coding of the Initial Filter Criteria is described in 29.228 [7] and 29.229 [7A].

NOTE 2: When the REFER is sent on an existing dialog, no IFC processing will be performed, because this is a subsequent request on an existing dialog. It follows that when this scenario has to be supported, that then all signalling has to traverse through the AS.

Annex C (informative): Example charging model

C.1 Example of B REFER's A to C

This scenario is added to show that the solution presented in the present document is able to support classical charging models. Assumption in this scenario is that A originated the original call and is thus charged for the initial A -B communication.

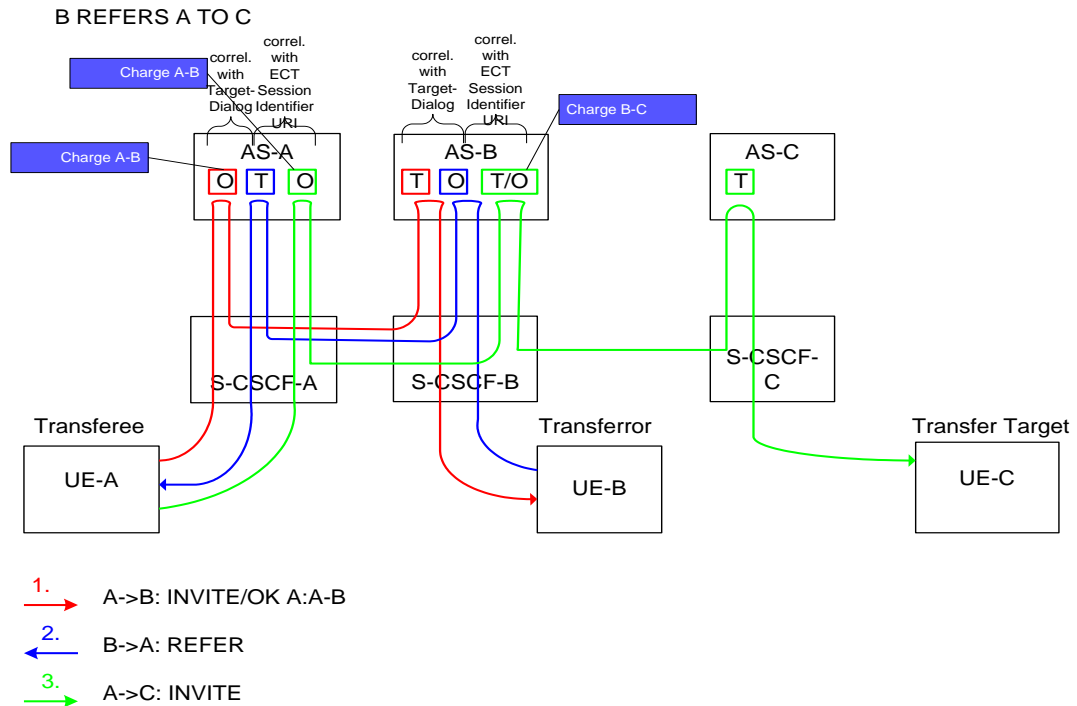


Figure C.1: Example of B REFER's A to C

Table C.1

Initial Session Initiated By	Initial Session A-B	Transferred Session Transfer Target C
A=Transferee	Transferee (A): A-B	Transferee (A): A-B Transferor (B): B-C
A=Transferor	Transferor (A): A-B	Transferor (A): A-B Transferor (A): A-C

C.2 Example of A REFER's B to C

This scenario is added to show that the solution presented in the present document is able to support classical charging models. Assumption in this scenario is that A originated the original call and is thus charged for initial A-B communication.

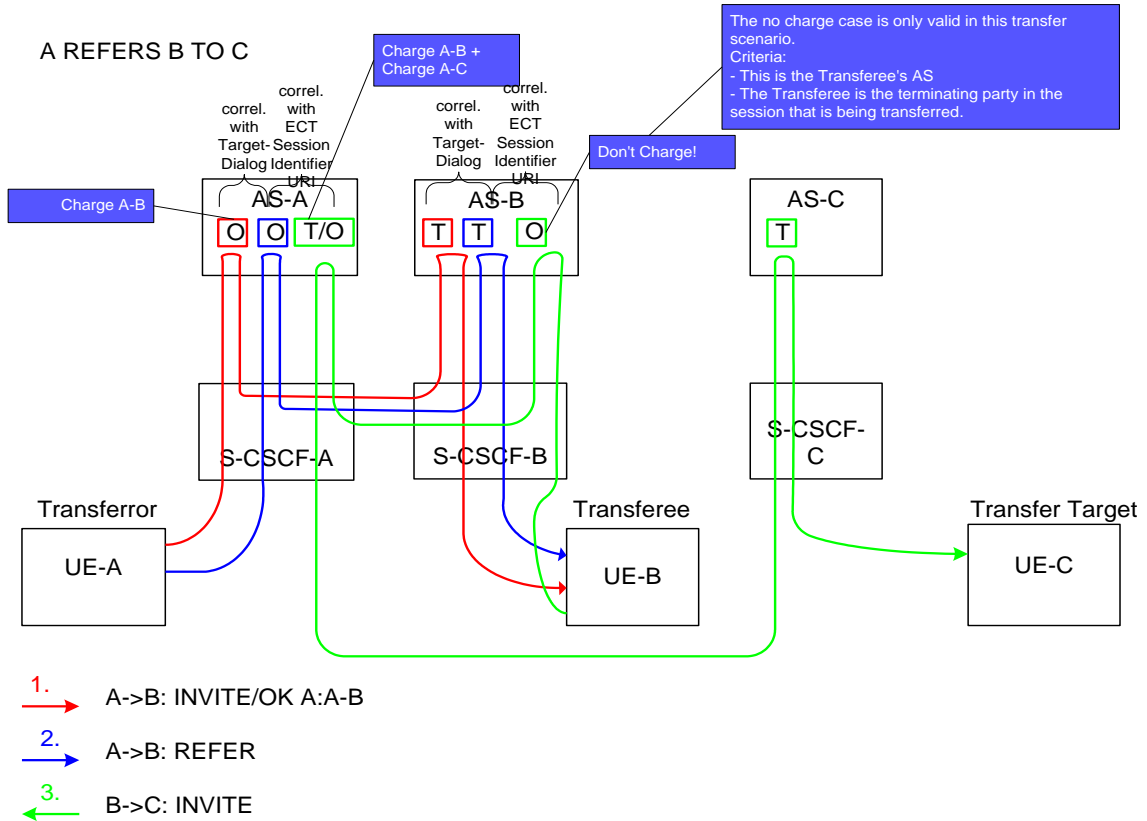


Figure C.2: Example of a REFER's B to C

Table C.2

Initial Session Initiated By	Initial Session A-B	Transferred Session Transfer Target C
A=Transferee	Transferee (A): A-B	Transferee (A): A-B Transferor (B): B-C
A=Transferor	Transferor (A): A-B	Transferor (A): A-B Transferor (A): A-C

Annex D (informative):
Void

Annex E (informative): Change history

Change history							
Date	TSG #	TSG Doc.	CR	Rev	Subject/Comment	Old	New
2008-01					Publication as ETSI TS 183 029		2.5.0
2008-01					Conversion to 3GPP TS 24.529		2.5.1
2008-01					Technically identical copy as 3GPP TS 24.629 as basis for further development.		2.5.2
2008-02					Implemented C1-080104, C1-080665		2.6.0
2008-04					Implemented C1-080894, C1-080895, C1-081098, C1-081099, C1-081114		2.7.0
2008-05					Implemented C1-081918		2.8.0
2008-05					Editorial changes done by MCC	2.8.0	2.8.1
2008-06	CT#40	CP-080335			CP-080629 was approved by CT#40 and version 8.0.0 is created by MCC for publishing	2.8.1	8.0.0
2008-09	CT#41	CP-080533	0001		Removal of normative statement in a NOTE	8.0.0	8.1.0
2008-09	CT#41	CP-080533	0002		Applicability statement in scope	8.0.0	8.1.0
2009-03	CT#43	CP-090144	0005	1	Invocation of special REFER procedures	8.1.0	8.2.0
2009-03	CT#43	CP-090159	0006	2	Clarification of ECT interaction with CONF	8.1.0	8.2.0
2009-03	CT#43				Editorial cleanup by MCC	8.1.0	8.2.0
2009-06	CT#44	CP-090416	0007	1	NOTIFY for call transfer with 3PCC	8.2.0	8.3.0
2009-06	CT#44	CP-090416	0008	1	Identity handling for ECT	8.2.0	8.3.0
2009-09	CT#45	CP-090682	0009	1	Correction to transferee and transfer target UE procedures	8.3.0	9.0.0
2010-06	CT#48	CP-100371	0010	2	Blind Call transfer	9.0.0	10.0.0
2011-09	CT#53	CP-110693	0012	4	Referred-By header setting by the call transfer AS	10.0.0	11.0.0
2011-09	CT#53	CP-110693	0013		Removing 3pcc figure	10.0.0	11.0.0
2012-12	CT#58	CP-120778	0018	3	Emergency call ECT suppression	11.0.0	11.1.0
2012-12	CT#58	CP-120816	0019	2	Reference to ODB specification for ECT	11.0.0	11.1.0
2013-03	CT#59	CP-130100	0021	1	Announcement for 3PCC ECT	11.1.0	11.2.0