

3GPP TS 23.198 V9.0.0 (2009-12)

Technical Specification

3rd Generation Partnership Project; Technical Specification Group Core Network and Terminals; Open Service Access (OSA); Stage 2 (Release 9)



The present document has been developed within the 3rd Generation Partnership Project (3GPP™) and may be further elaborated for the purposes of 3GPP. The present document has not been subject to any approval process by the 3GPP Organizational Partners and shall not be implemented. This Specification is provided for future development work within 3GPP only. The Organizational Partners accept no liability for any use of this Specification. Specifications and reports for implementation of the 3GPP™ system should be obtained via the 3GPP Organizational Partners' Publications Offices.

Keywords

UMTS, OSA

3GPP

Postal address

3GPP support office address

650 Route des Lucioles - Sophia Antipolis
Valbonne - FRANCE
Tel.: +33 4 92 94 42 00 Fax: +33 4 93 65 47 16

Internet

<http://www.3gpp.org>

Copyright Notification

No part may be reproduced except as authorized by written permission.
The copyright and the foregoing restriction extend to reproduction in all media.

©2009, 3GPP Organizational Partners (ARIB, ATIS, CCSA, ETSI, TTA, TTC).
All rights reserved.

UMTS™ is a Trade Mark of ETSI registered for the benefit of its members
3GPP™ is a Trade Mark of ETSI registered for the benefit of its Members and of the 3GPP Organizational Partners
LTE™ is a Trade Mark of ETSI currently being registered for the benefit of its Members and of the 3GPP Organizational Partners
GSM® and the GSM logo are registered and owned by the GSM Association

Contents

Foreword	5
Introduction	5
1 Scope	7
2 References.....	7
3 Definitions and abbreviations	7
3.1 Definitions	7
3.2 Abbreviations.....	8
4 OSA support of VASP.....	8
5 Open Service Access.....	9
5.1 Overview of the Open Service Access.....	9
5.2 Basic mechanisms in the Open Service Access	13
5.3 Service Brokering.....	14
6 Framework	15
6.1 Trust and Security Management Functions.....	15
6.1.1 Initial Contact	15
6.1.2 Authentication.....	15
6.1.3 OSA Access	15
6.2 Discovery	16
6.3 Integrity Management functions.....	16
6.3.1 Load Manager.....	16
6.3.2 Fault Manager.....	16
6.3.3 Heartbeat Management	16
6.3.4 OAM.....	16
6.4 Registration of SCFs with the Framework	17
6.4.1 Service Registration.....	17
6.4.2 Service Factory	17
7 Service Capability Features (SCFs)	18
7.1 Call Control	18
7.1.1 Mapping of OSA APIs in CS domain	18
7.1.2 Mapping of OSA APIs in IMS	18
7.2 Data Session Control.....	20
7.3 Mobility.....	20
7.4 Terminal Capabilities	21
7.5 User Interaction.....	21
7.6 Charging	21
7.7 Account Management.....	21
7.8 Presence.....	22
7.8.1 Mapping of OSA Presence APIs	22
7.9 Multi Media Messaging (MMM).....	23
7.9.1 Mapping of OSA MM APIs	23
7.10 Policy Management.....	23
8 Parlay X Web Services: OSA at a higher level of abstraction	24
8.1 General	24
8.1.1 Deployment Scenario A: Web Services to OSA.....	26
8.1.2 Deployment Scenario B: Web Services to Network Element	26
8.2 Third Party Call	27
8.3 Network-Initiated Third Party Call	27
8.4 SMS	27
8.5 Multimedia Message.....	28
8.6 Payment.....	28
8.7 Account Management.....	28

8.8	Terminal Status	29
8.9	Terminal Location	29
8.10	Audio Call.....	29
8.11	Call Handling	29
8.12	Multimedia Conferencing	30
8.13	Address List Management	30
8.14	Presence.....	30
8.15	Message Broadcast.....	30
8.16	Geocoding.....	31
8.17	Application Driven QoS	31
8.18	Device Management	31
8.19	Multimedia Streaming Control	31
8.20	Multimedia Multicast Session Management.....	31
8.21	Content Management.....	32
Annex A (informative):	Change History.....	33

Foreword

This Technical Specification (TS) has been produced by the 3rd Generation Partnership Project (3GPP).

The contents of the present document are subject to continuing work within the TSG and may change following formal TSG approval. Should the TSG modify the contents of the present document, it will be re-released by the TSG with an identifying change of release date and an increase in version number as follows:

Version x.y.z

where:

- x the first digit:
 - 1 presented to TSG for information;
 - 2 presented to TSG for approval;
 - 3 or greater indicates TSG approved document under change control.
- y the second digit is incremented for all changes of substance, i.e. technical enhancements, corrections, updates, etc.
- z the third digit is incremented when editorial only changes have been incorporated in the document.

Introduction

The Open Service Access (OSA) defines an architecture that enables service application developers to make use of network functionality through open standardized interface, i.e. the OSA APIs and Parlay X Web Services. The network functionality is describes as Service Capability Features (SCFs) or Services. The OSA Framework is a general component in support of Services (Service Capabilities) and Applications. The concepts and the functional architecture for the OSA are contained in the present document. The requirements for OSA are contained in 3GPP TS 22.127 [3].

NOTE: The terms "Service" and "Service Capability Feature" are used as alternatives for the same concept in the present document. In the OSA Application Programming Interface (API) itself, the SCFs as identified in the 3GPP requirements and architecture are reflected as "service", in terms like service instance lifecycle manager, service Discovery.

The present document is part of a TS-family as identified below:

- 22.127: "Service Requirement for the Open Services Access (OSA); Stage 1".
- 23.198: "Open Service Access (OSA); Stage 2".**

Stage 3 Technical Specifications (TSs):

- 29.198-01: "OSA API; Part 1: Overview".
- 29.198-02: "OSA API; Part 2: Common data".
- 29.198-03: "OSA API; Part 3: Framework".
- 29.198-04-1: "OSA API; Part 4: Call control; Subpart 1: Common call control data definitions".
- 29.198-04-2: "OSA API; Part 4: Call control; Subpart 2: Generic call control data SCF".
- 29.198-04-3: "OSA API; Part 4: Call control; Subpart 3: Multi-party call control data SCF".
- 29.198-04-4: "OSA API; Part 4: Call control; Subpart 4: Multimedia call control SCF".
- 29.198-04-5: "OSA API; Part 4: Call control; Subpart 5: Conference call control SCF".
- 29.198-05: "OSA API; Part 5: Generic user interaction".
- 29.198-06: "OSA API; Part 6: Mobility".
- 29.198-07: "OSA API; Part 7: Terminal capabilities".
- 29.198-08: "OSA API; Part 8: Data session control".
- 29.198-09: does not exist
- 29.198-10: "OSA API; Part 10: Connectivity manager SCF".
- 29.198-11: "OSA API; Part 11: Account management".
- 29.198-12: "OSA API; Part 12: Charging".

- 29.198-13: "OSA API; Part 13: Policy management SCF".
- 29.198-14: "OSA API; Part 14: Presence and Availability Management (PAM)".
- 29.198-15: "OSA API; Part 15: Multi-media Messaging (MM) SCF".
- 29.198-16: "OSA API; Part 16: Service Broker Service Capability Feature (SCF)".

- 29.199-01: "OSA; Parlay X web services; Part 1: Common".
- 29.199-02: "OSA; Parlay X web services; Part 2: Third party call".
- 29.199-03: "OSA; Parlay X web services; Part 3: Call notification".
- 29.199-04: "OSA; Parlay X web services; Part 4: Short messaging".
- 29.199-05: "OSA; Parlay X web services; Part 5: Multimedia messaging".
- 29.199-06: "OSA; Parlay X web services; Part 6: Payment".
- 29.199-07: "OSA; Parlay X web services; Part 7: Account management".
- 29.199-08: "OSA; Parlay X web services; Part 8: Terminal status".
- 29.199-09: "OSA; Parlay X web services; Part 9: Terminal location".
- 29.199-10: "OSA; Parlay X web services; Part 10: Call handling".
- 29.199-11: "OSA; Parlay X web services; Part 11: Audio call".
- 29.199-12: "OSA; Parlay X web services; Part 12: Multimedia conference".
- 29.199-13: "OSA; Parlay X web services; Part 13: Address list management".
- 29.199-14: "OSA; Parlay X web services; Part 14: Presence".
- 29.199-15: "OSA; Parlay X web services; Part 15: Message Broadcast".
- 29.199-16: "OSA; Parlay X web services; Part 16: Geocoding".
- 29.199-17: "OSA; Parlay X web services; Part 17: Application driven Quality of Service (QoS)".
- 29.199-18: "OSA; Parlay X web services; Part 18: Device management".
- 29.199-19: "OSA; Parlay X web services; Part 19: Multimedia streaming control".
- 29.199-20: "OSA; Parlay X web services; Part 20: Multimedia multicast session management".
- 29.199-21: "OSA; Parlay X web services; Part 21: Content management".
- 29.199-22: "OSA; Parlay X web services; Part 22: Policy".

Technical Reports (TRs):

- 29.998-01: "OSA API Mapping for OSA; Part 1: General issues on API mapping".
- 29.998-04-1: "OSA API Mapping for OSA; Part 4: Call Control Service Mapping; Subpart 1: API to CAP Mapping".
- 29.998-04-2: "OSA API Mapping for OSA; Part 4: Call Control Service Mapping; Subpart 2: INAP".
- 29.998-04-3: "OSA API Mapping for OSA; Part 4: Call Control Service Mapping; Subpart 3: MEGACO mapping".
- 29.998-04-4: "OSA API Mapping for OSA; Part 4: Call Control Service Mapping; Subpart 4: Multiparty Call Control ISC".
- 29.998-05-1: "OSA API Mapping for OSA; Part 5: User Interaction Service Mapping; Subpart 1: API to CAP Mapping".
- 29.998-05-2: "OSA API Mapping for OSA; Part 5: User Interaction Service Mapping; Subpart 2: INAP mapping".
- 29.998-05-3: "OSA API Mapping for OSA; Part 5: User Interaction Service Mapping; Subpart 3: MEGACO mapping".
- 29.998-05-4: "OSA API Mapping for OSA; Part 5: User Interaction Service Mapping; Subpart 4: API to SMS Mapping".
- 29.998-06-1: "OSA API Mapping for OSA; Part 6: User Location - User Status Service Mapping; Subpart 1: Mapping to MAP".
- 29.998-06-2: "OSA API Mapping for OSA; Part 6: User Location - User Status Service Mapping; Subpart 1: Mapping to SIP".
- 29.998-08: "OSA API Mapping for OSA; Part 8: Data Session Control Service Mapping to CAP".

1 Scope

The present document specifies the stage 2 of the Open Service Access (OSA).

2 References

The following documents contain provisions which, through reference in this text, constitute provisions of the present document.

- References are either specific (identified by date of publication, edition number, version number, etc.) or non-specific.
- For a specific reference, subsequent revisions do not apply.
- For a non-specific reference, the latest version applies. In the case of a reference to a 3GPP document (including a GSM document), a non-specific reference implicitly refers to the latest version of that document *in the same Release as the present document*.

- [1] 3GPP TS 22.101: "Service aspects; Service principles".
 - [2] 3GPP TR 21.905: "Vocabulary for 3GPP Specifications".
 - [3] 3GPP TS 22.127: "Service Requirement for the Open Services Access (OSA); Stage 1".
 - [4] 3GPP TS 23.218: "IP Multimedia (IM) session handling; IM call model; Stage 2".
 - [5] 3GPP TS 22.141: "Presence service; Stage 1".
 - [6] 3GPP TS 23.228: "IP Multimedia Subsystem (IMS); Stage 2".
 - [7] 3GPP TS 23.141: "Presence service; Architecture and functional description; Stage 2".
 - [8] 3GPP TS 23.140: "Multimedia Messaging Service (MMS); Functional description; Stage 2".
 - [9] 3GPP TS 23.271: "Location Services (LCS); Functional description; Stage 2".
 - [10] ITU-T Recommendation Q.763: "Signalling System No. 7 - ISDN User Part formats and codes".
-

3 Definitions and abbreviations

3.1 Definitions

For the purposes of the present document, the terms and definitions given in 3GPP TS 22.101 [1], 3GPP TR 21.905 [2] and the following apply:

applications: software components providing services to end-users by utilizing Service Capability Features

Home Environment (HE): operator responsible for overall provision of services to users

Home Environment Value Added Service Provider: home service provider to users other than the operator

interface: listing and semantics of the methods and attributes provided by an object that belongs to a Service Capability Feature

OSA API: standardized API used by applications to access Service Capability Features

OSA Internal API: standardized API between framework and service capability servers

Service Capabilities: See 3GPP TS 22.127 [3].

Service Capability Feature (SCF): See 3GPP TS 22.127 [3].

Service Capability Server (SCS): Functional Entity providing OSA interfaces towards an application

Value Added Service Provider: service provider to users other than the operator

3.2 Abbreviations

For the purposes of the present document, the abbreviations given in 3GPP TS 22.101 [1], 3GPP TR 21.905 [2] and the following apply:

API	Application Programming Interface
HE	Home Environment
HE-VASP	Home Environment - Value Added Service Provider
HSS	Home Subscriber Server
IMS	IP Multimedia core network Subsystem
ISC	IMS Service Control
MRF	Media Resource Function
MRFC	Media Resource Function Controller
MRFP	Media Resource Function Protocol
OSA	Open Service Access
SCF	Service Capability Feature
SCS	Service Capability Server
S-CSCF	Serving - Call Session Control Function
SMS-C	Short Message Service - Center
SOAP	Simple Object Access Protocol
VASP	Value Added Service Provider

4 OSA support of VASP

The OSA APIs may be used by the Home Environment, by Value Added Service Providers (VASPs) and Home Environment Value Added Service Providers (HE-VASPs).

OSA is optimized to support HE-VASPs as the user subscription information is owned and managed by the Home Environment, i.e. the Home Environment knows which users are subscribed to the service implemented by the OSA application, and if the service is activated or not.

Specific methods are specified in OSA Service Capability Features, permitting:

- An OSA application to request user related event notifications pertaining to any subscribed user for which the service implemented by the application is activated.
- The OSA SCS to report user related event notifications in which it explicitly identifies the user to which the event applies.
- An OSA application to request a function to be applied to all current subscribed users for which the service implemented by the application is activated.

The OSA SCS can report user related events to the OSA application, without the application having explicitly subscribed to the event (events to be reported have been agreed between the Home Environment and the HE-VASP by other means, e.g. in their service level agreement).

This functionality is supported by all relevant Service Capability Features, like call and session control SCFs, user status, and user location.

5 Open Service Access

In order to be able to implement future applications/end user services that are not yet known today, a highly flexible Framework for Services is required. The Open Service Access (OSA) enables applications implementing the services to make use of network functionality. Network functionality offered to applications is defined in terms of a set of Service Capability Features (SCFs). These SCFs provide functionality of network capabilities, which is accessible to applications through the standardized OSA interface for service development.

The aim of OSA is to provide a standardized, extensible and scalable interface that allows for inclusion of new functionality in the network in future releases with a minimum impact on the applications using the OSA interface.

Network functionality offered to applications is defined as a set of Service Capability Features (SCFs) in the OSA API, which are supported by different Service Capability Servers (SCS). These SCFs provide access to the network capabilities on which the application developers can rely when designing new applications (or enhancements/variants of already existing ones). The different features of the different SCSs can be combined as appropriate.

The exact addressing (parameters, type and error values) of these features is described in stage 3 descriptions. These descriptions (defined using UML and in three realizations: OMG Interface Description LanguageTM, Java J2SETM and Java J2EETM) are open and accessible to application developers, who can design services in any programming language, while the underlying core network functions use their specific protocols. The present document also contains a set of Web Services called Parlay X Web Services, specified in WSDL.

The standardized OSA APIs are secure, independent of vendor specific solutions and independent of programming languages, operating systems etc used in the service capabilities. The OSA APIs are independent of the location within the home environment where service capabilities are implemented, and independent of supported service capabilities in the network. Furthermore, an architecture with open interfaces allows for application developers to rapidly design new and innovative applications.

5.1 Overview of the Open Service Access

The Open Service Access consists of three parts:

- **Applications:** e.g. VPN, conferencing, location based applications. These applications are implemented in one or more Application Servers.
- **Framework:** providing applications with basic mechanisms that enable them to make use of the service capabilities in the network. Examples of framework functions are Authentication, and Registration and Discovery. Service Capability Features made available to applications are Registered in the Framework. Before an application can use the network functionality made available through Service Capability Features, authentication between the application and framework is needed. After authentication, the discovery function enables the application to find out which Service Capability Features are provided by the Service Capability Servers. The Service Capability Features are accessed by the methods defined in the OSA interfaces.
- **Service Capability Servers:** providing the applications with Service Capability Features, which are abstractions from underlying network functionality. Examples of Service Capability Features offered by the Service Capability Servers are Call Control and User Location. Similar Service Capability Features may possibly be provided by more than one Service Capability Server. For example, Call Control functionality might be provided by SCSs on top of CAMEL and MExE.

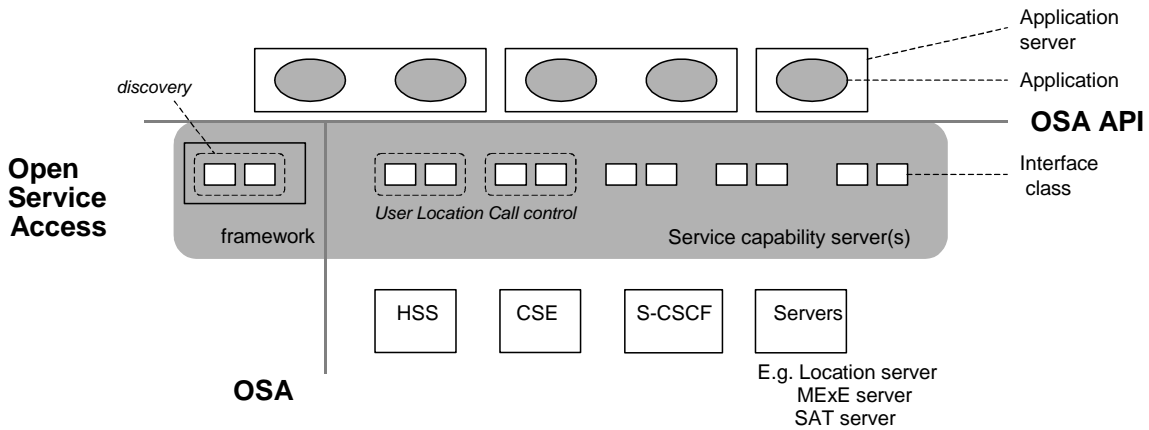


Figure 5.1.1: Overview of Open Service Access

The present document, together with the associated stage 3 specification, defines the OSA APIs. OSA does not mandate any specific platform or programming language.

The Service Capability Servers that provide the OSA interfaces are functional entities that can be distributed across one or more physical nodes. For example, the User Location interfaces and Call Control interfaces might be implemented on a single physical entity or distributed across different physical entities. Furthermore, a service capability server can be implemented on the same physical node as a network functional entity or in a separate physical node. For example, Call Control interfaces might be implemented on the same physical entity as the CAMEL protocol stack (i.e. in the CSE) or on a different physical entity.

Several options exist:

Option 1

The OSA interfaces are implemented in one or more physical entity, but separate from the physical network entities. Figure 5.1.2 shows the case where the OSA interfaces are implemented in one physical entity, called "gateway" in the figure. Figure 5.1.3 shows the case where the SCSs are distributed across several "gateways".

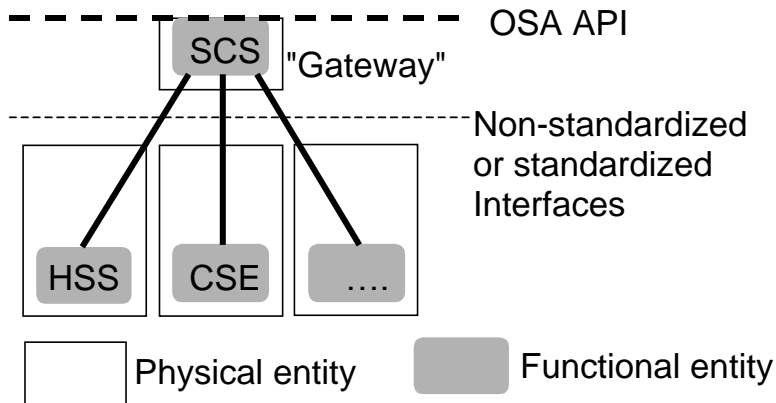


Figure 5.1.2: SCSs and network functional entities implemented in separate physical entities

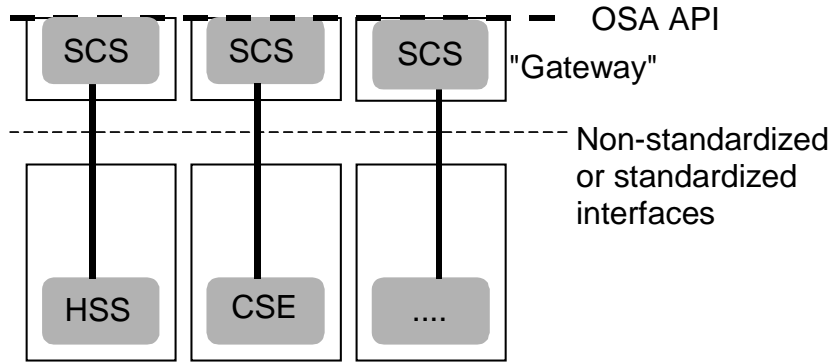


Figure 5.1.3: SCSs and network functional entities implemented in separate physical entities, SCSs distributed across several "gateways"

Option 2

The OSA interfaces are implemented in the same physical entities as the traditional network entities (e.g. HSS, CSE), see Figure 5.1.4.

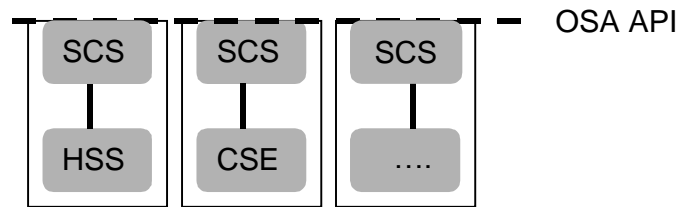


Figure 5.1.4: SCSs and network functional entities implemented in same physical entities

Option 3

Option 3 is the combination of option 1 and option 2, i.e. a hybrid solution.

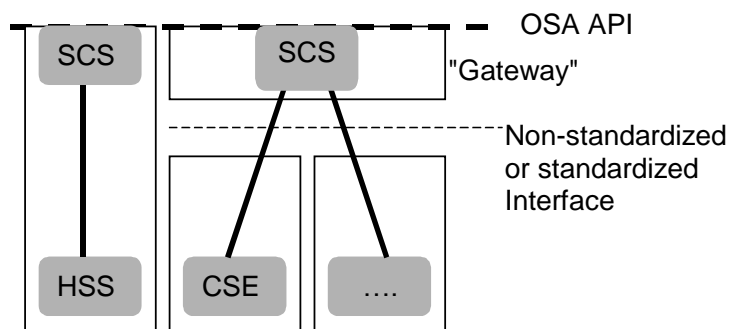


Figure 5.1.5: Hybrid implementation (combination of options 1 and 2)

It shall be noted that in all cases there is only one Framework. This framework may reside within one of the physical entities containing an SCS or in a separate physical entity.

From the application point of view, it shall make no difference which implementation option is chosen, i.e. in all cases the same network functionality is perceived by the application. The applications shall always be provided with the same set of interfaces and a common access to framework and Service Capability Feature interfaces. It is the framework that will provide the applications with an overview of available Service Capability Features and how to make use of them.

The implementation of applications that make use of the OSA interfaces is not constrained or limited to a particular programming language; middle ware choice or physical architecture by the OSA interfaces themselves. Applications may be realized as functional entities that can be distributed across one or more physical entities, e.g. platforms, processes etc. For example, a logical application providing call routing capability may be realized as a number of discrete physical applications in order to support differentiated application behaviour; application scalability or application resilience. However, the logical relationship established between applications, framework and SCFs, must always be maintained such that the integrity, security and use of the OSA interfaces remains consistent.

A range of options exist that allows applications to be realized as a number of physical entities in a manner that maintains the integrity of the OSA architecture:

Option 1

The application is produced as a single physical entity.

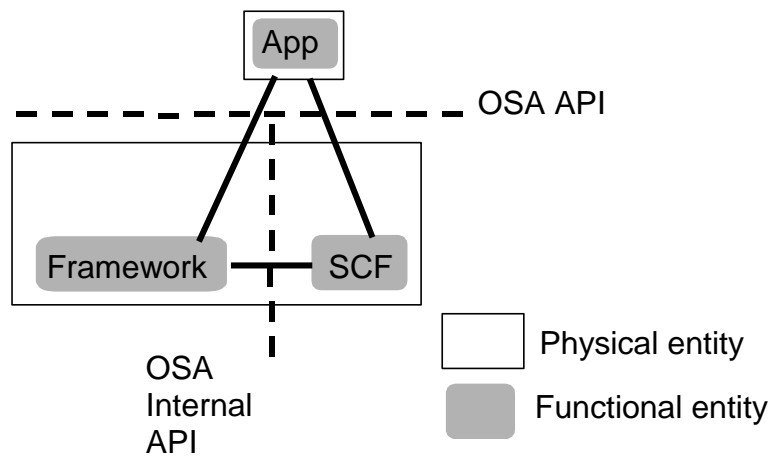


Figure 5.1.6: Application function implemented as a single physical entity

Option 2

The functionality of the application is realized using multiple physical entities. Figure 5.1.7 and figure 5.1.8 represent alternative solutions where the same application obtains a reference to the same SCF interface. In figure 5.1.7, each physical application uses a unique set of interfaces supplied by the Framework for each application access session, whereas in figure 5.1.8 the Framework shares the same interfaces. In either case the Framework resolves the application sessions to a single FW-Svc session, and a single service manager is provided to the functional application.

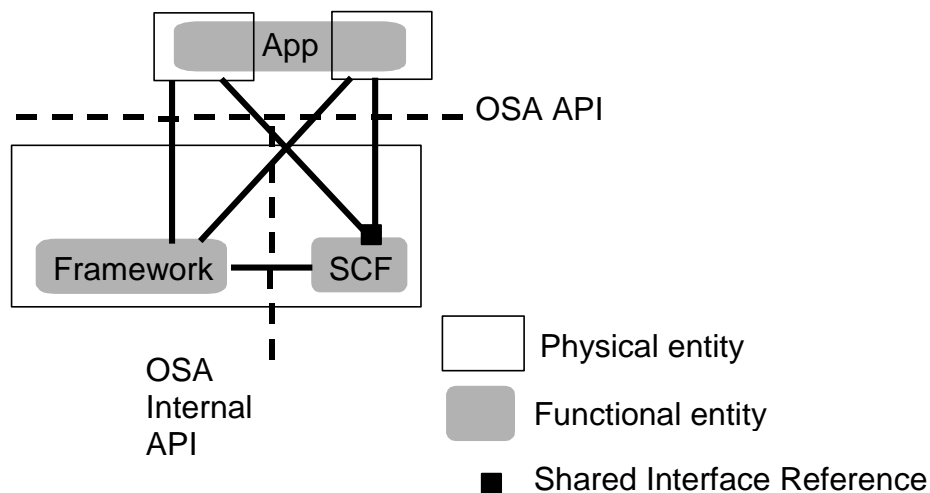


Figure 5.1.7: Application function implemented in several physical entities (unique Framework Interface References for each application entity)

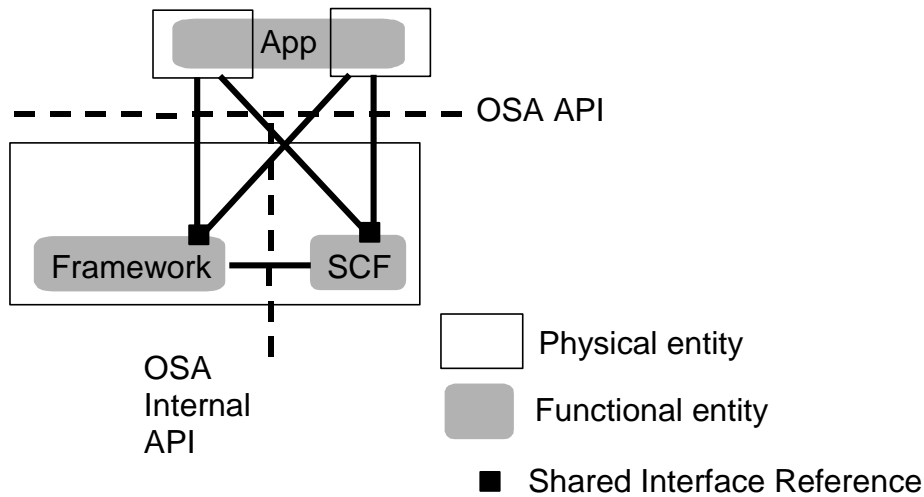


Figure 5.1.8: Application function implemented in several physical entities (sharing common Framework Interface References)

The application examples above depict an OSA Gateway with both Framework and SCF functions supported on a single physical entity. Further Gateway architectures in which the Framework and SCFs are supported in multiple discrete physical entities are also possible.

5.2 Basic mechanisms in the Open Service Access

This subclause explains which basic mechanisms are executed in OSA prior to offering and activating applications.

Some of the mechanisms are applied only once (e.g. establishment of service agreement), others are applied each time a user subscription is made to an application (e.g. enabling the call attempt event for a new user).

Basic mechanisms between Application and Framework:

- **Authentication:** Once an off-line service agreement exists, the application can access the authentication function. The authentication model of OSA is a peer-to-peer model. The application must authenticate the framework and vice versa. The application must be authenticated before it is allowed to use any other OSA function.
- **Authorization:** Authorization is distinguished from authentication in that authorization is the action of determining what a previously authenticated application is allowed to do. Authentication must precede authorization. Once authenticated, an application is authorized to access certain Service Capability Features.
- **Discovery of framework functions and Service Capability Features:** After successful authentication, applications can obtain available framework functions and use the discovery function to obtain information on authorized Service Capability Features. The Discovery function can be used at any time after successful authentication.
- **Establishment of service agreement:** Before any application can interact with a Service Capability Feature, a service agreement must be established. A service agreement may consist of an off-line (e.g. by physically exchanging documents) and an on-line part. The application has to sign the on-line part of the service agreement before it is allowed to access any Service Capability Feature.
- **Access to Service Capability Features:** The framework must provide access control functions to authorize the access to Service Capability Features or service data for any API method from an application, with the specified security level, context, domain, etc.

Basic mechanism between Framework and Service Capability Server:

- **Registering of Service Capability Features.** SCFs offered by a Service Capability Server can be registered at the Framework. In this way the Framework can inform the Applications upon request about available Service Capability Features (Discovery). For example, this mechanism is applied when installing or upgrading a Service Capability Server.

Basic mechanisms between Application Server and Service Capability Server:

- **Request of event notifications.** This mechanism is applied when a user has subscribed to an application and that application needs to be invoked upon receipt of events from the network related to the user. For example, when a user subscribes to an incoming call screening application, the application needs to be invoked when the user receives a call. It will therefore request to be notified when a call setup is performed, with the user number as Called Party Number.

5.3 Service Brokering

The service broker function enables the brokering of multiple services in a managed and controlled fashion.

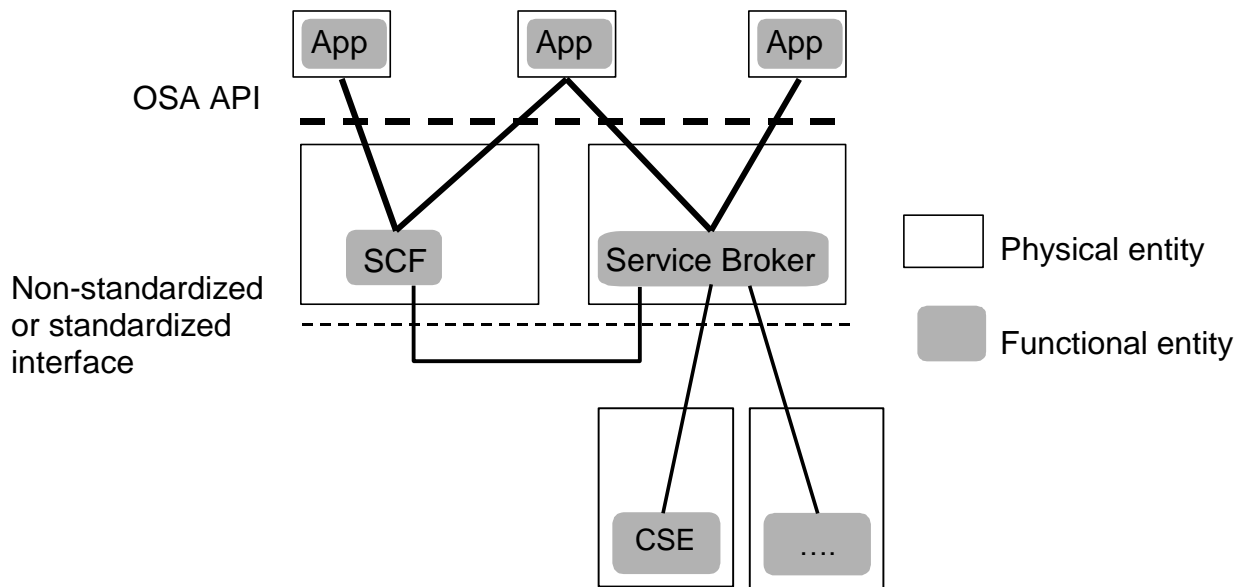


Figure 5.3.1: Service Broker function implemented as separate physical entity

The diagram depicts the interfaces between the various entities requiring brokering of services within the OSA environment. In this diagram the service broker is identified as an independent physical entity to that which supports the SCF. This is not mandated, but is depicted to indicate that such an architecture is possible.

The OSA Service Broker API includes the ability to specify provisioning and configuration data required to control the service brokering.

The messaging interfaces between Service Broker and OSA SCSs or other service delivery nodes/elements is based upon the network interfaces supported by each system. Note that the above architecture does not preclude the OSA SCS communicating directly with network entities where service interaction is not required.

6 Framework

6.1 Trust and Security Management Functions

The Trust and Security Management functions provide:

- the first point of contact for an application to access a network via the OSA APIs;
- the authentication methods for the application and network to perform a mutual authentication;
- the application with the ability to select a Service Capability Feature to make use of;
- the application with a portal to access other framework functions.

The process by which the application accesses the network via the OSA APIs has been separated into 3 stages, each supported by a different framework function:

- 1) Initial Contact with the framework;
- 2) Authentication to the framework;
- 3) Access to framework functions and Service Capability Features.

6.1.1 Initial Contact

The application gains a reference to the OSA Initial Contact function for the network that they wish to access. This may be gained through a URL, a Naming or Trading Service or an equivalent service, a *stringified* object reference, etc. At this stage, the application has no guarantee that this is a reference to the network, so it uses this reference to initiate an authentication process.

Initial Contact supports a particular method to allow the authentication process to take place (using the Authentication SCF defined in subclause 6.1.2). This method must be the first invoked by the application. Invocations of other methods will fail until authentication has been successfully completed.

Once the application has authenticated with the network, it can gain access to other framework functions and Service Capability Features. This is done by invoking a method, by which the application requests a certain type of access Service Capability Feature. The OSA Access function is defined in subclause 6.1.3.

6.1.2 Authentication

Once the application has made initial contact with the network, and any time during their interactions, authentication of the application and network may be required.

The OSA APIs supports multiple authentication techniques. The procedure used to select an appropriate technique for a given situation is described below. The authentication mechanisms may be supported by cryptographic processes to provide confidentiality, and by digital signatures to ensure integrity. The inclusion of cryptographic processes and digital signatures in the authentication procedure depends on the type of authentication technique selected. In some cases strong authentication may need to be enforced by the network to prevent misuse of resources. In addition it may be necessary to define the minimum encryption key length that can be used to ensure a high degree of confidentiality.

The application must authenticate with the framework before it is able to use any of the other interfaces supported by the framework. Invocations on other interfaces will fail until authentication has been successfully completed.

6.1.3 OSA Access

This function supports stage 1 requirements related to authorization and service registration.

During an authenticated session accessing the Framework, the application will be able to select and access an instance of a framework function or Service Capability Feature.

In order to use OSA SCFs, the application must first be authorized to do so by establishing a service agreement with the network. The application uses the discovery SCF to retrieve the ID of the SCF they wish to use. They may then check that they are authorized to use the SCF. The network is informed that the application wishes to use the SCF. Finally, a service agreement is signed digitally between the two parties.

Establishing a service agreement is a business level transaction, which requires the HE-VASP that owns the application to agree terms for the use of an SCF with the Home Environment. Service agreements can be reached using either off-line or on-line mechanisms. Off-line agreements will be reached outside of the scope of OSA interactions, and so are not described here. However, applications can make use of service agreements that are made off-line. Some Home Environments may only offer off-line mechanisms to reach service agreements.

After a service agreement has been established between the application and the Home Environment domains, the application will be able to make use of this agreement to access the SCF.

6.2 Discovery

Before an OSA SCF can be discovered, the application must know what "types" of SCFs are supported by the Framework and what "properties" are applicable to each SCF type. Once the HE-VASP finds out the desired set of SCFs supported by the network, it subscribes (a sub-set of) these SCFs using the Subscription framework function. The HE-VASP (or the applications in its domain) can find out the set of SCFs available to it (i.e. the SCFs that it can use).

6.3 Integrity Management functions

Integrity Management interfaces allow the framework to perform load management, heartbeat management, fault management and OAM functions as specified below.

6.3.1 Load Manager

The Load Manager function permits to manage the load on both the application and network sides.

The framework should allow the load to be distributed across multiple machines and across multiple component processes, according to a load balancing policy. The separation of the load balancing mechanism and load balancing policy ensures the flexibility of the load balancing functionality. The load balancing policy identifies what load balancing rules the framework should follow for the specific application. It might specify what action the framework should take as the congestion level changes. For example, some real-time critical applications will want to make sure continuous service is maintained, below a given congestion level, at all costs, whereas other applications will be satisfied with disconnecting and trying again later if the congestion level rises. Clearly, the load balancing policy is related to the QoS level to which the application is subscribed.

6.3.2 Fault Manager

The Fault Manager function is used by the application to inform the framework of events which affect the integrity of the framework and SCFs, and to request information about the integrity of the system.

6.3.3 Heartbeat Management

The Heartbeat Management function allows the initialization of a heartbeat supervision of the client application. In case of SCF supervision, it is the framework's responsibility to check the health status of the respective SCF.

Since the OSA APIs are inherently synchronous, the heartbeats themselves are synchronous for efficiency reasons.

6.3.4 OAM

The OAM function is used to query the system date and time. The application and the framework can synchronize the date and time to a certain extent. Accurate time synchronization is outside the scope of the OSA APIs.

6.4 Registration of SCFs with the Framework

The Framework needs to know the Service Capability Features provided by the SCSs, in order to make them available to applications. For this purpose Service Capability Features have to be registered with the Framework, and they need to be registered in such a way that applications can discover them.

6.4.1 Service Registration

The Service Registration interface provides the methods used for the registration of SCFs with the Framework.

6.4.2 Service Factory

The Service Factory interface allows the Framework to get access to a manager interface of a SCF. It is used, in order to return an SCF manager interface reference to the application. Each SCF has a manager interface that is the initial point of contact for the SCF.

7 Service Capability Features (SCFs)

SCFs are provided to the applications by Service Capability Servers to enable access to network resources.

7.1 Call Control

The Call Control SCF supports stage 1 requirements related to CS call control, IMS session control and call/session charging.

The Call Control SCF supports the following functionality:

- 1) management function for call/session-related issues, e.g. enable or disable call/session-related event notifications.
- 2) call/session control, e.g. route, disconnect.

7.1.1 Mapping of OSA APIs in CS domain

In the CS domain the OSA Call Control SCF may be mapped to CAP and MAP protocols.

7.1.2 Mapping of OSA APIs in IMS

OSA SCS is one of the three types of "application servers" communicating with S-CSCF in the IMS (3GPP TS 23.228 [6]). OSA Application Server is connected by OSA API to OSA Service Capability Server (SCS) that is connected through ISC interface to S-CSCF and through Sh interface to HSS. ISC interface is based on the use of SIP protocol; see 3GPP TS 23.218 [4]. The details and functionality of the Sh interface are **For Further Study** in 3GPP TS 23.228 [6].

OSA functions for IMS session control are supported by the following entities:

- The Serving-CSCF (S-CSCF), which performs session control services for an originating or terminating party.
- The Media Resource Function (MRF), which performs conference control and media control functions for multiparty multimedia sessions.

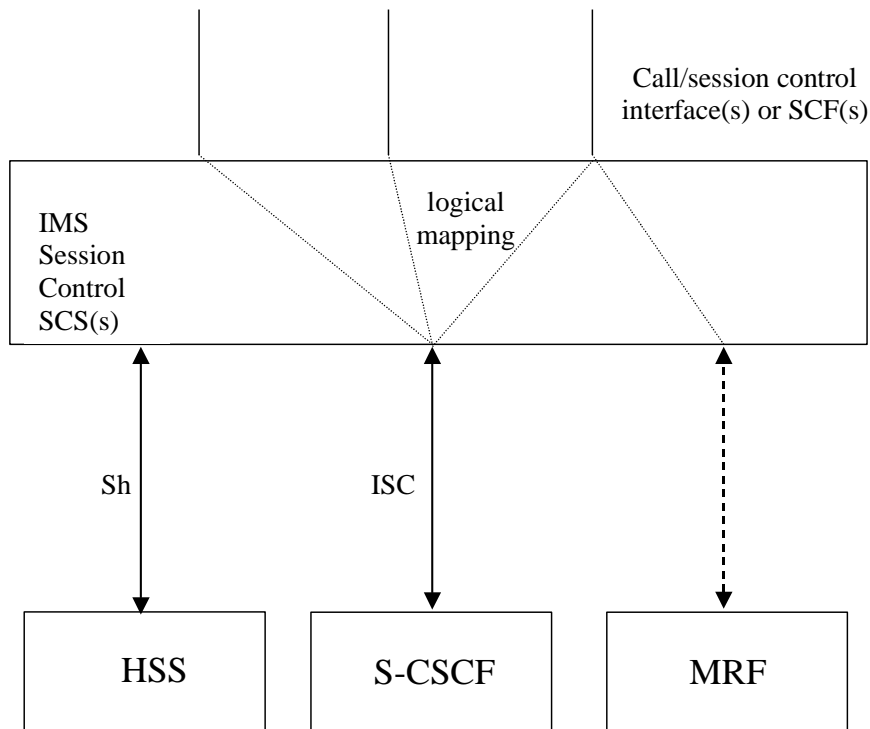


Figure 7.1.2.1: Mapping of OSA IMS session control on the IMS

The stage 3 specification of OSA for IMS session control shall take into account this distribution of responsibilities between the S-CSCF and the MRF, by specifying specific OSA SCF(s) or interface(s) for the S-CSCF, and specific OSA SCF(s) or interface(s) for the MRF. This is to permit clear mapping of OSA on the corresponding entities' functionality, as well as allowing multivendorship.

IMS session control SCF(s) or interface(s) applicable to the S-CSCF shall be mapped onto the IMS Service Control (ISC).

The MRF is either controlled by the OSA SCS by (1) using SIP 3rd party call control via the S-CSCF or (2) using a direct interface to the MRF.

3GPP TS 22.127 [3] classifies IMS session control functions as follows:

- session control requirements;
- media control requirements;
- information requirements.

IMS session control SCF(s) or interface(s) applicable to the S-CSCF shall support session control and information requirements applicable to the originating or terminating party of 2-party session.

These OSA SCF(s) or interface(s) and their implementation shall take into account that the S-CSCF:

- Is an entity that is dynamically associated to the user when she registers to the IMS.
- May behave as a SIP registrar, proxy server, and user agent.
- May receive the request from a session party to initiate an ad-hoc conference (to be associated to an MRF).
- May generate CDRs.

IMS session control SCF(s) or interface(s) applicable to the MRF shall support all session control, media control, and information requirements.

These OSA SCF(s) or interface(s) and their implementations shall take into account that the MRF:

- May support both ad-hoc and pre-arranged conferences.
- Controls media stream resources associated to the conference.
- Behaves as a SIP user agent with regard to each party of the conference.
- Supports conference booking and floor control.
- Is divided into Media Resource Function Controller (MRFC) and Media Resource Function Protocol (MRFP), which interface via an H.248 fully compliant interface.

7.2 Data Session Control

The Data Session Control SCF supports stage 1 requirements related to PS call control.

The Data Session Control SCF supports the following functionality:

- 1) management functions for data session related issues, e.g. enable or disable data session-related event notifications.
- 2) session control, e.g. route, disconnect.

7.3 Mobility

The Mobility SCF addresses stage 1 requirements for user location and user status based on network-related information.

The Mobility SCF provides terminal location information and general terminal status monitoring. The following information is reported when requested provided that the network is able to support the corresponding capability:

- user whom the report concerns;
- VLR number;
- Cell Global Identification or Location Area Identification;
- location number (network specific, refer to ITU-T Recommendation Q.763 [10]);
- geographical location (e.g. in terms of universal latitude and longitude co-ordinates);
- accuracy (value depending on local regulatory requirements and level of support in serving/home networks; note that the accuracy of the serving network might differ from that in the home environment);
- age of location information (last known date/time made available in GMT);
- status of the user's terminal.

Connection of an external LCS client by means of OSA API to GMLC is shown in 3GPP TS 23.271 [9], figure 6.1.

An application uses the Mobility SCF to perform the following:

- user location requests;
- requests for starting (or stopping) the generation by the network of periodic user location reports;
- requests for starting (or stopping) the generation by the network of user location reports based on location changes;
- report of location information;
- notification of location update.

The application can also for each user start/stop receipt of notifications and modify the required accuracy by selecting another option from the network provided options.

7.4 Terminal Capabilities

The Terminal Capabilities SCF provides applications information about the terminal capabilities of the user. It shall be possible for an application to request Terminal Capabilities as defined by MExE (MExE User Profile) in 3GPP TS 22.101 [1]. The Terminal Capabilities are provided by a MExE compliant terminal to the MExE Service Environment either on request or by the terminal itself.

Terminal Capabilities are available only after a capability negotiation has previously taken place between the user's MExE terminal and the MExE Service environment as specified in 3GPP TS 22.101 [1].

NOTE: For 3GPP Release 5 only WAP and MExE devices can supply Terminal Capabilities.

7.5 User Interaction

The User Interaction SCFs support stage 1 requirements for information transfer.

There are two User Interaction SCFs:

- Generic User Interaction: used by applications to interact with end users.
- Call User Interaction: used by applications to interact with end users participating to a call.

7.6 Charging

The Charging SCF addresses stage 1 requirements for charging related to service usage (and not call/session control).

This SCF permits an application to access subscriber accounts maintained by the network and charge subscribers for service usage.

Provided, that these functions are supported by the underlying network an application providing a service to the subscriber can use the Charging SCF to:

- Check, if - for the service to be provided by the application - the charge is covered by the subscribers account or credit limit.
- Reserve - for the service to be provided by the application - a charge in the subscriber's account, which can be deduced from the account after service delivery.
- Deduct an amount from the subscriber's account.
- Release a reservation acquired earlier.
- Add non-monetary units to a subscriber's account.
- Deduct non-monetary units from a subscriber's account.

Reverse a completed charge transaction, e.g. after repudiation.

7.7 Account Management

The Account Management SCF addresses stage 1 requirements related to the features to monitor subscriber's account:

- retrieval of transaction history for a certain subscriber's account;
- query of the balance of the account of one or several subscriber's;
- request of notifications on certain criteria for one or several subscribers.

7.8 Presence

The Presence SCF addresses stage 1 requirements on presence related capability functions.

OSA shall allow an application access to presence capabilities within the network. Presence related information may be requested or supplied by an OSA application and may include, but not be limited to presence information pertaining to the presence service or user availability. Presence information, i.e. a set of attributes characterizing current properties of a presentity, is described in 3GPP TS 22.141 [5].

An OSA application shall be able:

- To register as a watcher, to request a presentity's presence information and to be notified of changes in the presence information.
- To register as a presentity, to publish presence information, to retrieve watcher information and to manage related parameters (e.g. access rules). Presence management may include the setting of user preferences, the update of access rules, etc.

7.8.1 Mapping of OSA Presence APIs

The Presence OSA APIs can be mapped to reference points Peu and Pw of the Presence Server.

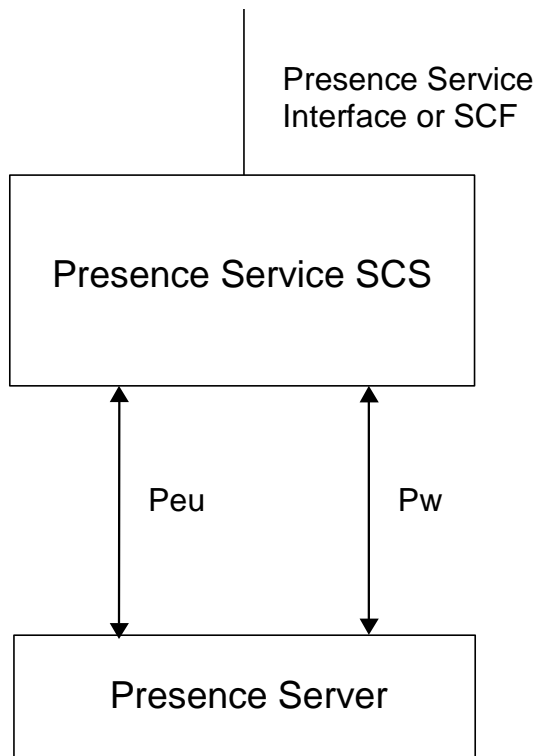


Figure 7.8.1.1: Mapping of OSA Presence APIs

Reference points Peu (i.e. between a Presence User Agent and the Presence Server) and Pw (i.e. between Watcher Applications and the Presence Server) are described in 3GPP TS 23.141 [7].

7.9 Multi Media Messaging (MMM)

The Multi Media Messaging SCF addresses the stage 1 requirement for multimedia messaging.

The Multi Media Messaging SCF allows applications to:

- send and receive messages both within and outside the context of a session (for session-based and single-shot messaging respectively);
- put messages in the mailbox for storage or for sending by the messaging system (with a copy in the mailbox);
- cancel a message previously sent or query the status of a message previously sent;
- manipulate folders and messages in the mailbox (e.g. copy, move, delete);
- list messages in the mailbox and retrieve complete messages, message headers, message body or parts of the message body.

7.9.1 Mapping of OSA MM APIs

The Messaging SCF can interface to various messaging network elements or contain those network elements. Examples of network elements are SMS-C, MMS-C, WAP Push Proxy or an e-mail server. OSA Multi Media Messaging SCF does not mandate what network protocols to use to interface to those network elements. However, a typical example of the interface used to interface to MMS-C is MM7 (3GPP TS 23.140 [8]).

7.10 Policy Management

The Policy Management SCF addresses the stage 1 requirement for policy management.

This SCF provides policy management and evaluation mechanisms. A standardized policy language and policy evaluator can greatly ease the implementation of SCFs by allowing operators to set operator specific policies in SCFs and to change them dynamically in a uniform way.

The SCF contains APIs to create, delete, update, and view policies, and also supports interactions between policies and entities using the Policy Management SCF. The entity using the Policy Management SCF can specify its interest in particular policy related events. The following capabilities are provided through the Policy Management interfaces:

- Publishing of policy events.
- Subscription to policy events.
- Generation of events.
- Obtaining statistics associated with the use of policies.
- Evaluating policies.

Provisioning of all policy related data.

8 Parlay X Web Services: OSA at a higher level of abstraction

8.1 General

The general architecture of a solution including Web Services and/or OSA links in deployment allows a number of deployment configurations. These configurations are derivatives of a basic architecture model, enabling a variety of deployment options.

A typical Parlay X Web Services deployment model is shown in figure 8.1.1. This model shows the publication of Parlay X Web Services through a registry, making those Web Services available for discovery, and for applications to use Web Services access methods to interact with the Gateway, where the Web Service interfaces are implemented.

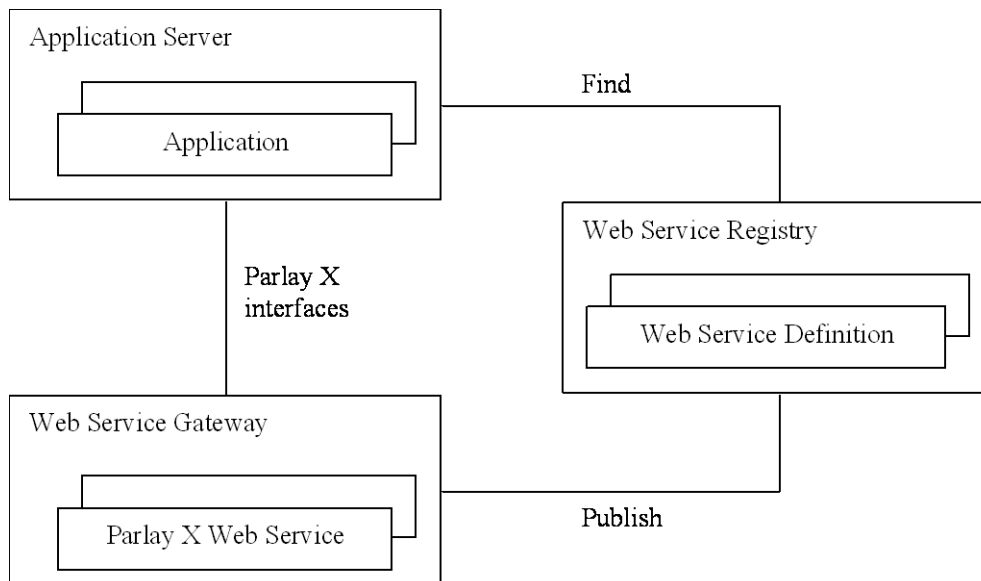


Figure 8.1.1: Parlay X Web Services deployment model

Interfaces to the Web Services Registry are drawn in figure 8.1.1 for consistency with Web Service architectures, but they are not in the scope of the Parlay X Web Services.

This architecture may be combined with existing OSA deployment configurations, providing the overall architecture as illustrated in figure 8.1.2.

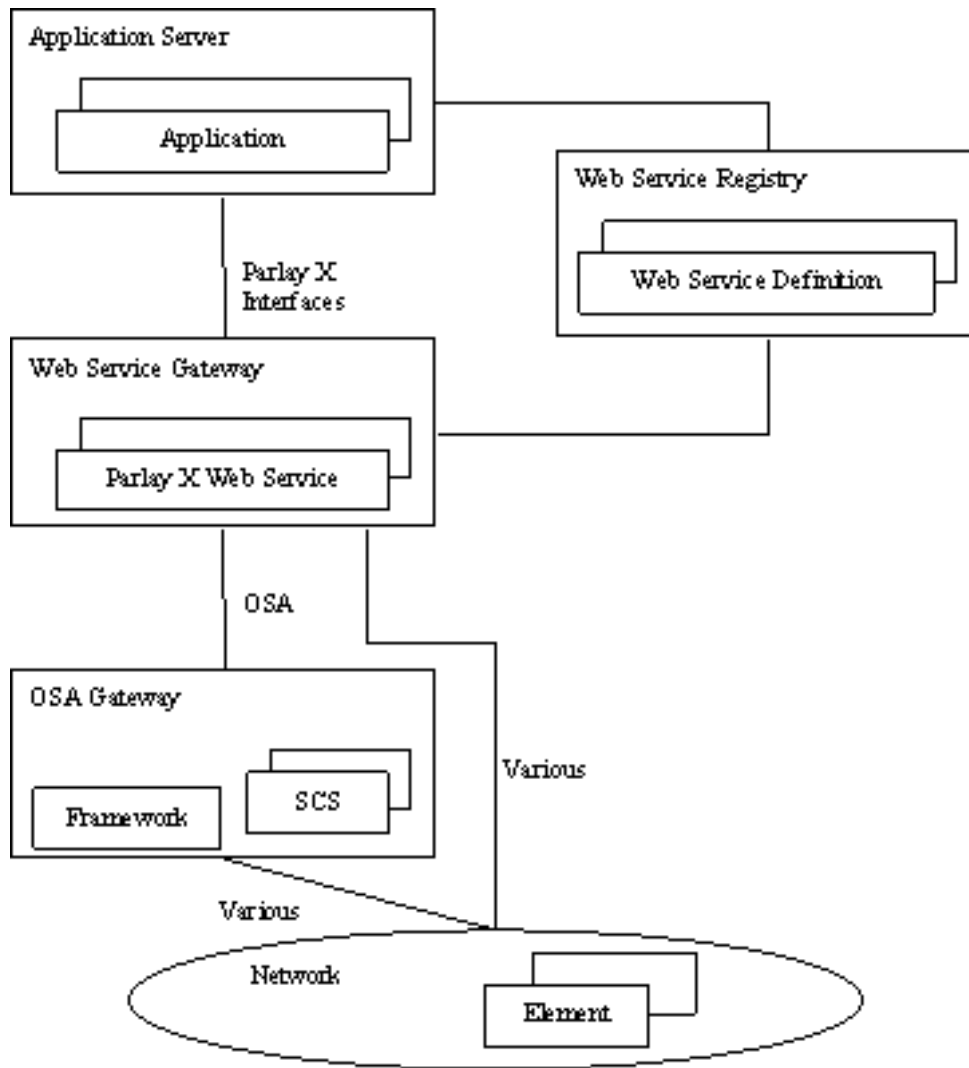


Figure 8.1.2: The overall Parlay X Web Services architecture

8.1.1 Deployment Scenario A: Web Services to OSA

This scenario addresses solutions that combine Web Services interfaces facing the exterior of the network with OSA interfaces facing the interior of the network.

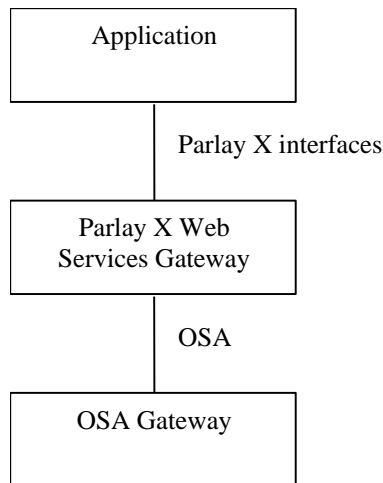


Figure 8.1.1.1: Deployment Scenario A: Web Services to OSA

Environment Description

The Application will utilize Web Services to discover and interact with the network, and will not have visibility to the OSA implementation behind the Parlay X Web Services Gateway. The Parlay X Web Services Gateway attaches to the OSA Gateway through an OSA interface. The information published to the Web Services Registry provides the Application with the connection information required to connect with the Parlay X Web Services Gateway.

8.1.2 Deployment Scenario B: Web Services to Network Element

This scenario addresses solutions that combine Web Services interfaces facing the exterior of the network with network element specific interfaces facing the interior of the network.

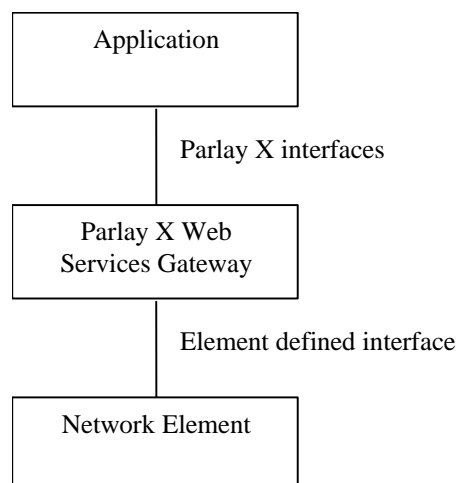


Figure 8.1.2.1: Deployment Scenario B: Web Services to Network Element

Environment Description

The Application will utilize Web Services to discover and interact with the network, and will not have visibility to the implementation behind the Parlay X Web Services Gateway. The Parlay X Web Services Gateway attaches to the Network Element through an interface defined by the Network Element. These interfaces (i.e. Element defined interface) are not in the scope of the present document. The information published to the Web Services Registry provides the Application with the connection information required to connect with the Parlay X Web Services Gateway.

The next clauses describe the Web Services supported by this 3GPP release.

8.2 Third Party Call

This Web Service supports the functionality to create and manage a call initiated by an application (third party call). Using the Third Party Call Web Service, applications can invoke call handling functions without detailed telecommunication knowledge. The functionality provided is:

- Make a call which sets up a call between two addresses .
- Get call information gives information about how the call progressed in the network.
- End call will cease the call.
- Cancel Call Request allows the network to prevent call setup before completion .

The third party application can suggest a charge against the receiving subscriber's account.

8.3 Network-Initiated Third Party Call

These functions are for notification or even handling of calls initiated by a subscriber in the network. A (third party) application can determine how the call should be treated. The overall scope of this Web service is to provide simple call control related functions to application developers. Using the Network-Initiated Third Party Call Web Service, application developers can apply simple logic to network-initiated calls without specific telecommunications knowledge. The Web Services allow the application to handle the following conditions occurring in the set-up of a call:

- Destination busy.
- Address is not Reachable.
- Destination is not answering.
- A specific number has been called by subscriber.

The third party application can suggest a charge against the subscriber's account on which behalf these services were rendered.

8.4 SMS

The overall scope of this Web Service is to provide to applications the means to handle SMS in a simple way. For receiving a message from the network, the application uses notification mechanisms. Network-initiated messages are sent to autonomous application-side web services. The provisioning of the notification-related criteria may also be done offline. Services are specified to enable an application to:

- Send or schedule any SMS.
- Send or schedule a logo embodied in an SMS.
- Send or schedule a ring tone embodied in an SMS.
- Cancel a scheduled SMS (Note: cancel only for scheduled SMS because bulk messages will often be scheduled and often well in advance. The business value in being able to cancel is thus greater than for send SMS.)
- Retrieve the delivery status of an SMS or scheduled SMS.
- Request to be notified of received SMSs.
- Request to be notified of delivery receipt of a sent SMS.
- Retrieve SMS messages sent to an address.

For reasons of efficiency, SMSs, whether their payload is text, a logo or ring tone, can be sent to groups of recipients. In order for such groups to be reusable; a group with recipients is uniquely identified and addition/deletion of group members is allowed.

The third party application can suggest a charge against the receiving subscriber's account.

8.5 Multimedia Message

This is additional to the SMS web services and handles more general messaging case. Multimedia Message services provide generic messaging features (including SMS) to send and receive messages. For receiving a message from the network the application uses notification mechanisms. Network-initiated messages are sent to autonomous application-side Web Services. The following functions are supported:

- Send or schedule a message to an address.
- Cancel a scheduled message (Note: cancel only for scheduled message because bulk messages will often be scheduled and often well in advance. The business value in being able to cancel is thus greater than for send message.)
- Retrieve the delivery status of a message or scheduled message.
- Retrieve by polling for received messages.
- Retrieve message parts by URI references.
- Retrieve whole messages as SOAP attachments.
- Request to be notified of delivery receipt of a sent message.
- Notification to the application that a message has been received for a specific address.

For reasons of efficiency, MMSs can be sent to groups of recipients. In order for such groups to be reusable; a group with recipients is uniquely identified and addition/deletion of group members is allowed.

The third party application can suggest a charge against the receiving subscriber's account.

8.6 Payment

The Payment Web Services support payment reservation, pre-paid payments, and post-paid payments. They support charging of both volume and currency amounts, a conversion function, and a settlement function in case of a financially resolved dispute. The functions supported enable the application to:

- Charge/refund an account by a currency amount.
- Charge/refund an account by volume (e.g. minutes).
- Calculate a currency amount from a volume for a specific account.
- Reserve a currency amount on an account.
- Charge a prior reservation to the account.
- Release a reservation by returning to an account the amount remaining in a reservation.
- Reserve a volume amount of an account.

8.7 Account Management

The Parlay X Account Management supports account querying, direct recharging and recharging through vouchers. The application can manage various aspects of an account using the functionality to:

- Return the currency balance on an account.

- Request what date the credit on an account is due to expire.
- Update the currency/account balance on an account.
- Return the transaction history on an account.

8.8 Terminal Status

The Parlay X Terminal Status Web Service is used for getting terminal status information. The functionality supported is simple:

- Requests a subscriber's terminal's status subject to the subscriber's policies.
- Request to be notified of terminal status change.

For reasons of efficiency, Terminal status can be retrieved from groups of subscribers. In order for such groups to be reusable; a group with recipients is uniquely identified and addition/deletion of group members is allowed.

8.9 Terminal Location

The Parlay X Terminal Location Web Service is used for getting location information, it does not require specific telecommunication skills, but some knowledge of location co-ordinates is required. One service is specified to:

- Request the location of one subscriber's terminal subject to subscriber's privacy policies.
- Request to be notified of terminal location change.

For reasons of efficiency, Terminal location can be retrieved from groups of subscribers. In order for such groups to be reusable; a group with recipients is uniquely identified and addition/deletion of group members is allowed.

8.10 Audio Call

The Parlay X Audio Call Web Service supports the creation of a call with associated audio content that is used when the call is completed. The third party application can suggest a charge against the receiving subscriber's account. The function supported is:

- Play audio, setting up a call and using provided audio content to communicate with the callee.
- Retrieval of status.
- Application ability to end the call.

8.11 Call Handling

The Parlay X Call Handling Web Service enables call handling rules to be provisioned, allowing third party applications to specify how to handle calls for addresses without requiring the application to handle network interactions, simplifying access to this capability for application developers. The function supported is:

- Provision rules for accepting, blocking, forwarding and answering calls for an address.
- Query rules associated with an address.
- Remove rule processing for an address or group of addresses.

For reasons of efficiency, call handling rules can be provisioned for groups of addresses. In order for such groups to be reusable; a group with recipients is uniquely identified and addition/deletion of group members is allowed.

8.12 Multimedia Conferencing

The Multimedia Conferencing is a simple Web Service that allows the creation of a multimedia conference and the dynamic management of the participants and the media involved. The interface can be used by an application for creating a multimedia conference call and for dynamically managing the participants and the media involved in the call:

- Create a conference without participants.
- Query the conference status/ participants.
- Add/delete a participant.
- Add/delete media per participant.
- Query participant status.
- End the conference.

8.13 Address List Management

The Parlay X Address List Management provides two interfaces.

One interface allows for management of a group. This contains support for creation and deletion of groups, querying what groups are available in a specified domain and management of group information access rights.

The other interface allows for management of the members within a group. This contains support for creation and deletion of group members, querying who are the members of a group and creation and deletion of group attributes.

The Parlay X Address List Management service does not create group member addresses, but assumes that these already exist.

8.14 Presence

The Parlay X Presence Web Service allows for presence information to be obtained about one or more users and to register presence for the same. The service supports three interfaces: a watcher interface for requesting and subscribing presence data, a watcher notification interface in order to receive presence events, and a presentity interface for supplying presence data and managing subscriptions:

- Requests used by the watcher to obtain presence data. After subscribing to presence data, the watcher can select between a polling mode and a notification mode for receiving the presence data.
- Requests offered by the application to receive presence notifications.
- Requests used to provision presence data and manage access to the data by its watchers.

Support for groups of addresses is essential, e.g. when managing access to presence data. In order for such groups to be reusable; a group with recipients is uniquely identified and addition/deletion of group members is allowed.

8.15 Message Broadcast

The Parlay X Message Broadcast Web Service allows for a text-based message to be broadcasted to a designated area. Services are specified to enable an application to:

- Broadcast a message to a designated area with frequency and interval
- Retrieve the delivery status of previous broadcast request.
- Cancel the previous broadcast request.
- Be notified when the delivery has been done or is impossible.

8.16 Geocoding

The Parlay X Geocoding Web Service allows for a third party (e.g. application) to get a location address of terminal and group of terminals, the distance from a terminal to a specific location address.

Services are specified to enable an application to:

- Request the location address of a terminal number;
- Request the location addresses of a group of terminals;
- Request the distance of terminal from a specific address.

8.17 Application Driven QoS

Application Driven QoS (ADQ) is a service which enables applications to dynamically change the quality of service (e.g. bandwidth) available on end user network connections. Changes in QoS may be applied on either a temporary basis (i.e. for a defined period of time), or as the default QoS to be applied for a user each time they connect to the network.

Applications will govern the quality of service available to the end user by requesting that pre-defined QoS Feature profiles are applied on the end user's connection. It is the responsibility of the Service Provider to define these QoS Features and share them beforehand with application providers, along with a clear indication as to which of these can be used as temporary QoS Features and which can be used to set the default QoS on an end user connection.

The web service is specified to allow an application to:

- Change the default quality of service available on the end user's connection,
- Change the quality of service available on the end user's connection on a temporary basis,
- Register with the service to receive notifications about network events that affect the quality of service on an end user's connection,
- Retrieve QoS transaction history and current quality of service status on an end user connection.

8.18 Device Management

The Parlay X Device Management Web Service allows for a third party (e.g. application) to get device capabilities and push setup to devices. The functions supported are:

- Device Capabilities
- Device Change Notification
- Device Configuration

8.19 Multimedia Streaming Control

The Parlay X Multimedia Streaming Control Web Service allows for a third party (e.g. application) to get information on streaming requests and subsequently control the media stream to the end user by starting, pausing and stopping it. The API supports for simple charging information to be given together with the streaming control.

8.20 Multimedia Multicast Session Management

The Parlay X Multimedia Multicast Control Web Service allows for a third party (e.g. application) to control a multicast session, its members and multimedia stream, and obtain channel presence information. The functions supported are:

- create and delete multicast sessions and retrieve multicast session information

- invite users to join or leave a multicast session
- request to be notified when users join or leave multicast sessions

8.21 Content Management

The Parlay X Content Management Web Service allows for a third party (e.g. application) to upload content into the network and manage content in the network.

Services are specified to enable an application to:

- Submit content into the network.
- Read and query the content description information that is published or delivered in the network.
- Modify and delete the content that is published or delivered in the network.
- Be notified when new content is uploaded, based on content description keywords.
- Be notified when own content is uploaded or deleted.

Annex A (informative): Change History

Change history								
Date	TSG #	TSG Doc.	CR	Rev	Subject/Comment	Cat	Old	New
Dec 2004	CN_26	NP-040488	--	--	Submitted to CN#26 for Information	--	1.0.0	1.0.1
Dec 2004	--	--	--	--	MCC: removed Reference [4] 3GPP TR 22.121: Service aspects; The Virtual Home Environment; Stage 1 which is discontinued in Rel-6	--	1.0.1	--
Mar 2005	CN_27	NP-050022	--	--	Submitted to CN#27 for Approval	--	2.0.0	--
Mar 2005	CN_27	NP-050131	--	--	CN#27 changed in two places: 22.905 [2] by 21.905 [2]. Approved.	--	2.0.1	6.0.0
Jun 2006	CP-32	CP-060204	0001	--	Add Service Broker functionality - Align with 22.127 OSA Stage 1	B	6.0.0	7.0.0
Jun 2006	CP-32	CP-060204	0002	--	Add Stage 2 description for Message Broadcast	B	6.0.0	7.0.0
Jun 2006	CP-32	CP-060204	0003	--	Add Stage 2 description for PX Geocoding	B	6.0.0	7.0.0
Dec 2006	CP-34	CP-060595	0004	--	Add support for Scheduled SMS	B	7.0.0	7.1.0
Dec 2006	CP-34	CP-060595	0005	--	Add support for Scheduled Multimedia Messages	B	7.0.0	7.1.0
Dec 2006	CP-34	CP-060595	0006	--	Add support for Multimedia Multicast Control web service	B	7.0.0	7.1.0
Dec 2006	CP-34	CP-060595	0007	--	Add support for Application Driven QoS	B	7.0.0	7.1.0
Dec 2006	CP-34	CP-060595	0008	--	Add support for Device Management web service	B	7.0.0	7.1.0
Dec 2006	CP-34	CP-060595	0009	--	Add support for Multimedia Streaming Control web service	B	7.0.0	7.1.0
Mar 2007	CP-35	CP-070046	0010	--	Correct OSA stage 2 description of Geocoding	F	7.1.0	7.2.0
Dec 2007	CP-38	CP-070713	0011	--	Correct OSA stage 2 description of Multimedia Multicast Control	F	7.2.0	7.3.0
Jun 2008	CP-40	CP-080253	0012	--	Add OSA stage 2 description of Content Management Web Service	B	7.3.0	8.0.0
2009-12	-	-	-	-	Update to Rel-9 version (MCC)		8.0.0	9.0.0