

3GPP TS 23.066 V11.0.0 (2012-09)

Technical Specification

**3rd Generation Partnership Project;
Technical Specification Group Core Network and Terminals;
Support of Mobile Number Portability (MNP);
Technical realization;
Stage 2
(Release 11)**



The present document has been developed within the 3rd Generation Partnership Project (3GPP™) and may be further elaborated for the purposes of 3GPP. The present document has not been subject to any approval process by the 3GPP Organisational Partners and shall not be implemented. This Specification is provided for future development work within 3GPP only. The Organisational Partners accept no liability for any use of this Specification. Specifications and reports for implementation of the 3GPP™ system should be obtained via the 3GPP Organisational Partners' Publications Offices.

Keywords

GSM, UMTS, LTE, network, addressing,
portability, stage 2

3GPP

Postal address

3GPP support office address

650 Route des Lucioles - Sophia Antipolis
Valbonne - FRANCE
Tel.: +33 4 92 94 42 00 Fax: +33 4 93 65 47 16

Internet

<http://www.3gpp.org>

Copyright Notification

No part may be reproduced except as authorized by written permission.
The copyright and the foregoing restriction extend to reproduction in all media.

© 2012, 3GPP Organizational Partners (ARIB, ATIS, CCSA, ETSI, TTA, TTC).
All rights reserved.

UMTS™ is a Trade Mark of ETSI registered for the benefit of its members
3GPP™ is a Trade Mark of ETSI registered for the benefit of its Members and of the 3GPP Organizational Partners
LTE™ is a Trade Mark of ETSI currently being registered for the benefit of its Members and of the 3GPP Organizational Partners
GSM® and the GSM logo are registered and owned by the GSM Association

Contents

Foreword	5
1 Scope	6
2 References.....	6
3 Definitions and abbreviations	7
3.1 Definitions	7
3.2 Abbreviations	8
4 General.....	9
4.1 Overview	9
4.2 Compatibility.....	10
4.3 Common Functionality of the MNP-SRF	11
5 Common Architecture for call setup	14
6 Functional requirements of network entities	16
6.1 Procedure MNP_MT_GMSC_Set_MNP_Parameters	16
6.2 Procedure MNP_MT_GMSC_Check_MNP_Indicators	17
6.3 Procedure MNP_SRF_Check_MNP_Indicator	18
Annex A (normative): IN Call-Related Technical Realisation	19
A.1 Architecture.....	19
A.1.1 Network Options.....	19
A.1.2 No NP Query required – Number is not subject for portability	19
A.1.3 NP Query in Number Range Holder Network	20
A.1.3.1 TQoD – Number is not ported	20
A.1.3.2 TQoD – Number is ported	21
A.1.3.3 QoHR – Number is ported.....	22
A.1.4 NP Query in Originating Network.....	23
A.1.4.1 OQoD – Number is not ported.....	23
A.1.4.2 OQoD – Number is ported.....	24
A.1.4.3 IN-Query for CAMEL pre-paid service	25
A.2 Information flows.....	27
A.3 Functional requirements of network entities	33
A.3.1 Functional requirement of GMSC	33
A.3.1.1 Procedure MOBILE_NUMBER_PORTABILITY_IN_QoHR	33
A.3.1.2 Procedure MOBILE_NUMBER_PORTABILITY_IN_TQoD.....	35
A.3.2 Functional requirement of MSC	36
A.3.2.1 Procedure MOBILE_NUMBER_PORTABILITY_IN_OQoD	36
A.3.3 Functional requirement of NPDB	38
A.3.3.1 Process IN_QUERY_NPDB	38
A.4 Contents of messages	39
A.4.1 Messages on the ISUP interface.....	39
A.4.1.1 IAM for ETSI ISUP interface	39
A.4.1.2 IAM for ANSI ISUP interface	39
A.4.2 Messages on the MSC - NPDB interface	39
A.4.2.1 INITIAL DP	39
A.4.2.2 INITIAL DP negative response.....	40
A.4.2.3 CONNECT	40
A.4.2.4 CONTINUE	40
A.4.2.5 RELEASE CALL.....	40
A.4.2.6 ProvideInstruction:Start	40
A.4.2.7 ConnectionControl:Connect.....	41

Annex B (normative):	Handling of Non-Call Related Signalling	42
B.1	Handling of Non-call Related Signalling.....	42
B.1.1	Routeing Conventions	42
B.1.2	Network Architecture	42
B.2	Signalling Scenarios	44
B.2.1	Non-call Related Signalling Message for a Non-ported Number – Indirect Routeing.....	44
B.2.2	Non-call Related Signalling Message for a Ported or Non-ported Number – Direct Routeing	45
B.2.3	Non-call Related Signalling Message for a Ported Number - Indirect Routeing	46
B.3	Functional Requirements of Network Entities	46
B.3.1	Procedure MNP_SRF_Non_Call_Related	46
B.4	Signalling Scenarios (informative)	49
B.4.1	Delivery of SMS to a Non-ported Number – Direct Routeing – MNP-SRF acts as SCCP Relay	49
B.4.2	Delivery of SMS to a Non-ported Number - Direct Routeing – MNP-SRF acts as Higher-level Relay	50
B.4.3	Delivery of SMS to a Ported Number – Indirect Routeing	51
B.4.4	Delivery of SMS to a Ported Number – Direct Routeing	51
B.4.5	International SOR for a Non-ported Number	53
B.4.6	SOR for a Ported Number – Indirect Routeing	54
B.4.7	Any Time Interrogation for a Ported Number – Indirect Routeing	55
B.4.8	Any Time Interrogation for a Ported Number – Direct Routeing	56
B.4.9	CCBS where the Busy Subscriber is a Ported Subscriber - Direct Routeing.....	57
B.4.10	Calling Name Presentation Flows – MNP-SRF acts as SCCP Relay	58
Annex C (normative):	MNP Signalling Relay Function - Call Related Signalling.....	59
C.1	Handling of Call Related Signalling	59
C.2	Functional Requirements of Network Entities	60
C.2.1	Procedure MNP_SRF_MATF_Call_Related	60
C.2.2	Process SRI_NPLR.....	60
C.2.3	Procedure MNP_SRF_MATF_Info_Request.....	61
C.2.4	Process ATI_NPLR.....	61
C.3	Call Scenarios	66
C.3.1	Call to a Non-Ported Number or Number Ported into the Network	67
C.3.2	Call to a Ported Number – Originating Network = Subscription Network – Direct Routeing	68
C.3.3	Mobile Originated Call to a Ported or not known to be Ported Number – Originating Network ≠Subscription Network– Direct Routeing	69
C.3.4	Call to a Ported Number – Indirect Routeing	70
C.3.5	Call to a Ported Number – Indirect Routeing with Reference to Subscription Network	71
C.3.6	MNP Info Query - Direct Routeing.....	72
C.3.7	MNP Info Query - Indirect Routeing.....	73
C.4	Information Flows.....	74
C.5	Contents of the messages.....	79
C.5.1	Send Routeing Info.....	80
C.5.2	Send Routeing Info ack	80
C.6	Handling of MAP to ISUP mapping (informative).....	80
C.6.1	ETSI Mapping direction: ISUP to MAP.....	80
C.6.2	ETSI Mapping direction: MAP to ISUP	80
C.6.3	ANSI Mapping direction: ISUP to MAP.....	81
C.6.4	ANSI Mapping direction: MAP to ISUP	81
Annex D:	Void	82
Annex E (informative):	Change history.....	83

Foreword

This Technical Specification (TS) has been produced by the 3rd Generation Partnership Project (3GPP).

The contents of the present document are subject to continuing work within the TSG and may change following formal TSG approval. Should the TSG modify the contents of the present document, it will be re-released by the TSG with an identifying change of release date and an increase in version number as follows:

Version x.y.z

where:

- x the first digit:
 - 1 presented to TSG for information;
 - 2 presented to TSG for approval;
 - 3 or greater indicates TSG approved document under change control.
- y the second digit is incremented for all changes of substance, i.e. technical enhancements, corrections, updates, etc.
- z the third digit is incremented when editorial only changes have been incorporated in the document.

1 Scope

The present document describes several alternatives for the realisation of Mobile Number Portability.

The present document includes information applicable to network operators, service providers, switch and database manufacturers and national regulators.

It is left to operator and implementation decisions which option, or combination of options, is used, taking into account the regulatory and architectural constraints that may prevail. The possible implications of these options on internal node functions and on signalling performance are not covered in the present document.

Normative Annex A of the present document describes the technical realisation of the handling of calls to ported UMTS or GSM mobile subscribers using IN technology.

Normative Annex C of the present document describes the technical realisation of the handling of calls to ported UMTS or GSM mobile subscribers using Signalling Relay technology.

Normative Annex A and Normative Annex C describe alternative solutions. The network operator may choose the solution to be used in his network.

Normative Annex B of the present document describes the technical realisation of the handling of non-call related SCCP signalling for ported UMTS or GSM mobile subscribers using Signalling Relay technology.

The present document does not specify the porting process.

2 References

The following documents contain provisions which, through reference in this text, constitute provisions of the present document.

- References are either specific (identified by date of publication, edition number, version number, etc.) or non-specific.
- For a specific reference, subsequent revisions do not apply.
- For a non-specific reference, the latest version applies. In the case of a reference to a 3GPP document (including a GSM document), a non-specific reference implicitly refers to the latest version of that document *in the same Release as the present document*.

- [1] 3GPP TS 21.905: "3G Vocabulary".
- [2] 3GPP TS 22.066: "Support of Mobile Number Portability (MNP); Service description. Stage 1".
- [3] 3GPP TS 23.018: "Basic call handling; Technical realisation".
- [4] ETSI ETS 300 009 (1991): "Integrated Services Digital Network (ISDN); CCITT Signalling System No. 7 – Signalling Connection Control Part (SCCP) [connectionless services] to support international interconnection".
- [5] ETSI ETS 300 374-1: "Intelligent Network (IN); Intelligent Network Capability Set 1 (CS1); Core Intelligent Network Application Protocol (INAP); Part 1: protocol specification".
- [6] ITU-T Recommendation Q.769.1; ISDN User Part (ISUP); Enhancements for the support of Number Portability".
- [7] ETSI EN 300 356-2 V4.1: "Integrated Services Digital Network (ISDN); Signalling System No. 7; ISDN User Part (ISUP) version 4 for the international interface; Part 2: ISDN supplementary services [ITU-T Recommendation Q.730 modified]".
- [8] CTIA report on Wireless Number Portability, Version 2.0.0.

- [9] ANSI T1.660 – 1998, American National Standards for Telecommunications – Signaling System Number 7 – Number Portability Call Completion to a Portable Number.
- [10] ANSI T1.111-1996, American National Standards for Telecommunication – Signalling System No. 7 (SS7) Message Transfer Part (MTP).
- [11] ANSI T1.112-1996, American National Standards for Telecommunication – Signalling System No. 7 (SS7) Signalling Connection Control Part (SCCP).

Note: Translation Types 10 and 14 will be published in the next revision of ANSI T1.112.

- [12] American National Standard for Telecommunications – Signalling System Number 7 (SS7) - ISDN User Part (ISUP) - ANSI T1.113-1995.
- [13] American National Standard for Telecommunications - Signalling System Number 7 (SS7) – Transaction Capabilities Application Part (TCAP) - ANSI T1.114-1996.
- [14] ETSI EN 302 097 V1.2: "Integrated Services Digital Network (ISDN); Signalling System No.7; ISDN User Part (ISUP); Enhancements for support of Number Portability (NP)".
- [15] TI - Technical Requirements No. 3, April 1999, Number Portability Database and Global Title Translation.
- [16] 3GPP TS 23.096: "Mobile Name Identification Supplementary Service – Stage 2".
- [17] North American Numbering Council (NANC) Functional Requirement Specification, Number Portability Administration Center- Service Management System (NPAC-SMS), Version 1.0, May 25, 1995; Version 2.0, June 2, 1997.
- [18] 3GPP TS 23.078: "Customised Applications for Mobile network Enhanced Logic (CAMEL) Phase 4 – Stage 2".

3 Definitions and abbreviations

3.1 Definitions

For the purposes of the present document, the following terms and definitions apply.

donor network: subscription network from which a number is ported in the porting process. This may or may not be the number range holder network

interrogating network entity: entity that submits a non-call related signalling message to interrogate the HLR

interrogating network: network in which the interrogating network entity resides

mobile number portability: ability for a mobile subscriber to change mobile network subscription within the same country whilst retaining his/her original MSISDN(s). Additional regulatory constraints apply in North America.

mobile number portability information: an information set relevant to Mobile Number Portability for a mobile subscriber. It may contain one or more of Routeing Number, generic IMSI MSISDN, and Number Portability Status.

network operator: GSM PLMN operator

non-call related signalling message: all signalling messages where the MSISDN is used to route the message on SCCP level except MAP SRI without OR parameter set (i.e. SRI_SMS, SRI for SOR, Send_IMSI, CCBS_Request etc)

North American GSM Number portability: the ability for a subscriber to change subscription between North American GSM networks and other subscription networks within a regulated geographical area within North America.

number portability database: operational database (used in real time at call set-up) which provides portability information

number portability location register: internal MAP application terminating function (MATF) in the MNP-SRF network entity with an (unspecified) interface with a NPDB

number portability status: information indicating the status of number portability for a mobile subscriber. It may be one of: own number ported out, own number not ported out, foreign number ported in, foreign number ported to a foreign network, foreign number not known to be ported

number range holder network: network to which the number range containing the ported number has been allocated

originating network: network where the calling party is located

portability domain: set of GSM PLMNs in a country between which MSISDNs may be ported or a set of North American GSM Mobile networks and other subscription networks within a regulated geographical area within North America

portability network: a PLMN or ,in North America, a PSTN or an ISDN network

portable number: E.164 number that can be ported between networks in one nation

ported number: portable number that has undergone the porting process

ported subscriber: subscriber of a ported number

porting process: description of the transfer of a number between network operators

recipient network: network that receives the number in the porting process. This network becomes the subscription network when the porting process is complete

routing number: routing number is the data stored against the ported number or the non-porting number in the Number Portability Database. The routing number points to Subscription Network or Recipient Network

service key: service Key can identify to the entity holding the Number Portability Database that the service logic for Mobile Number Portability should apply. The Service Key value for Mobile Number Portability is administered in the MSC, and is passed transparently to the entity holding the Number Portability Database

service provider: entity that offers service subscriptions to individual subscribers and contracts with a network operator to implement services for a specific MSISDN. A service provider may contract with more than one network operator

service provider portability: transfer of numbers between two unique Service Providers

subscription network: network with which the customer's Service Provider has a contract to implement the customer's services for a specific MSISDN

NOTE: The term "recipient network" is used during the porting process. The recipient network becomes the "subscription network" after the completion of the porting process.

3.2 Abbreviations

For the purposes of the present document, the following abbreviations apply:

CCBS	Call Completion on Busy Subscriber
CCF	Call Completion Function
CdPA	Called Party Address
CgPA	Calling Party Address
CNAP	Calling Name Presentation
CNDB	Calling Name Database
CRMNP	Call Related Mobile Number Portability
FCI	Forward Call Indicator
GAP	Generic Address Parameter
GMSC	Gateway MSC
GMSCB	The GMSC in HPLMNB
GTT	Global Title Translation
HLR	Home Location Register
HPLMNB	The subscription network of the B subscriber

IAM	Initial Address Message
IDP	Initial Detection Point
IE	Information Element
INE	Interrogating Network Entity
IF	Information Flow
IPLMN	Interrogating PLMN
MATF	MAP application Terminating Function
MNP	Mobile Number Portability
MNP-SRF	Signalling Relay Function for support of MNP
MSA	Mobile Station of the A subscriber
MSB	Mobile Station of the B subscriber
MSC	Mobile-services Switching Centre
MSISDN	Mobile Station International ISDN Number
MSRN	Mobile Station Roaming Number
NANP	North American Numbering Plan
NA GNP	North American GSM Number Portability
NPDB	Number Portability Database
NPLMN	The number range holder network of the B subscriber
NPLR	Number Portability Location Register
OQoD	Originating call Query on Digit Analysis
PLMN	Public Land Mobile Network
QoHR	Query on HLR Release
RN	Routeing Number
SMS	Short Message Service
SOR	Support of Optimal Routeing
SRI	Send Routeing Information
STP	Signalling Transfer Point
TQoD	Terminating call Query on Digit Analysis
TT	Translation Type
VMSC	The Visited MSC
VMSCB	The VMSC of the B subscriber

Further GSM related abbreviations are given in 3GPP TS 21.905: "3G Vocabulary".

4 General

4.1 Overview

Mobile Number Portability (MNP) is the ability for a UMTS or GSM mobile subscriber to change the subscription network within a portability domain whilst retaining her original MSISDN or MSISDNs.

North American GSM Number Portability (NA GNP) is the ability for a subscriber to change subscription between North American GSM networks and other subscription networks within a regulated geographical area within North America.

As part of the porting process administrative actions have to be performed by the network operators of the number range holder network, donor network, recipient network and, as an option, by operators of other national UMTS or GSM networks as follows:

a) if the number range holder network is identical with the donor network:

Recipient network:	add an entry in the HLR; add an entry in the Number Portability Database.
Donor network:	add an entry in the Number Portability Database; delete the entry related to the ported MSISDNs in the HLR.
Other networks in the portability domain:	add an entry in the Number Portability Database (if direct routeing is used).

b) if the number range holder network is identical with the recipient network:

Recipient network:	add an entry in the HLR; delete any entry related to the ported MSISDN in the Number Portability Database.
Donor network:	delete any entry related to the ported MSISDN in the Number Portability Database; delete the entry related to the ported MSISDNs in the HLR.
Other networks in the portability domain:	delete any entry related to the ported MSISDN in the Number Portability Database.

c) if the number range holder network is different from both the recipient and the donor network:

Recipient network:	add an entry in the HLR; add an entry in the Number Portability Database.
Number range holder network:	update the Number Portability Database
Donor network:	delete (or update) the entry in the Number Portability Database; delete the entry related to the ported MSISDNs in the HLR.
Other networks in the portability domain:	update the Number Portability Database (if an entry for the ported MSISDN exists).

Note that the order of sequence for the administrative actions to be performed both within a network and by different network operators is significant with respect to prevention of disruption in service to the mobile subscriber and prevention of looping calls between networks during the porting process.

Termination of a subscription for a ported number results in the deletion of any entry in an HLR and NPDB of that number.

If a call fails because databases are not correctly synchronised, the network entity that detects the inconsistency will raise an MNP specific alarm to the operation and maintenance subsystem.

The present document does not specify the porting process. It specifies the functionality needed to set-up calls to both ported and non ported subscribers including the functionality needed to query an NPDB for MNP information (in order to be able to charge correctly for CAMEL pre-paid calls and SMS) (Normative Annex A and Normative Annex C), and the functionality needed to relay non-call related signalling messages to the HLR in the subscription network (Normative Annex B) .

4.2 Compatibility

The IAM sent to the subscription network may contain additional routeing information. Within a portability domain the method how to convey the Routeing Number in the IAM between two portability networks shall be agreed upon by the two network operators involved (for an ITU-T ISUP solution see [6] and for an ANSI ISUP solution see [8] and [9]).

In general, IN-based and MNP-SRF (call-related) solutions are compatible and may coexist in the same portability domain. The only restriction refers to the case where the number range holder network relays call-related MAP messages (i.e. SRI for national calls) to the subscription network. If this solution is selected by at least one network operator within a portability domain, all the portability networks and transit networks affected must fulfil the following requirements:

1. The SCCP interfaces between networks in a portability domain must be agreed. This refers to the SCCP addressing mechanism being used (e.g. number lengths, natures of address and translation types for call-related MAP messages).
For messages that do not cross network boundaries the SCCP addressing mechanism is a choice of the network operator.
2. The subscription network must be able to generate the SRI ack to allow the onward routeing of the call from the number range holder network to the subscription network.

In the rest of the possible architectures for MNP, no interworking problems have been identified. In these cases, network architectures used within one portability network (e.g. IN, MNP-SRF) are regarded as operator dependent.

In order to avoid loops and incompatibility situations, all the networks within a portability domain shall use the same routing convention either direct routing, indirect routing or indirect routing with reference to the Subscription network. As an alternative, indirect routing can interwork successfully with direct routing if the routing number is transferred in the IAM or if dedicated traffic connections are used.

4.3 Common Functionality of the MNP-SRF

In a PLMN that supports mobile number portability, SCCP messages sent to an HLR may be relayed by an MNP-SRF. Depending on the implemented solution (IN-based or MNP-SRF-based), on the type of message (call-related, non-call-related or MNP information request) and on the porting status of the called subscriber, the MNP-SRF may modify the SCCP called party address and route the message to a different HLR or to the subscription network, or terminate the dialogue and response to the INE.

Figure 1 shows the general steering functionality for SCCP message routing. It shows the SCCP routing principle for mobile number portability within a network.

Note that call related messages in the IN-based solution are not routed to the MNP-SRF. Therefore Normative Annex A of the present document does not mention the MNP-SRF.

However, the usage of the IN-based solution for the call-related messages should allow operators to have the routing of the non call-related messages determined in the same database. See [7] for the description of the access of the MNP-SRF (node with relay capability) to the NPDB (external database).

In order to guard against the possibility that the porting data for an MSISDN is inconsistent between PLMNs in a porting domain, the SCCP hop counter may be used to prevent indefinite looping of messages between PLMNs. The MNP-SRF would then decrement the SCCP hop counter for every message that is relayed. It should be noted that the use of the SCCP hop counter requires the use of non segmented SCCP XUDT messages as defined in ITU-T 1996 SCCP recommendations or in the ANSI T1.112-1996 SCCP recommendations for North America, reference [11].

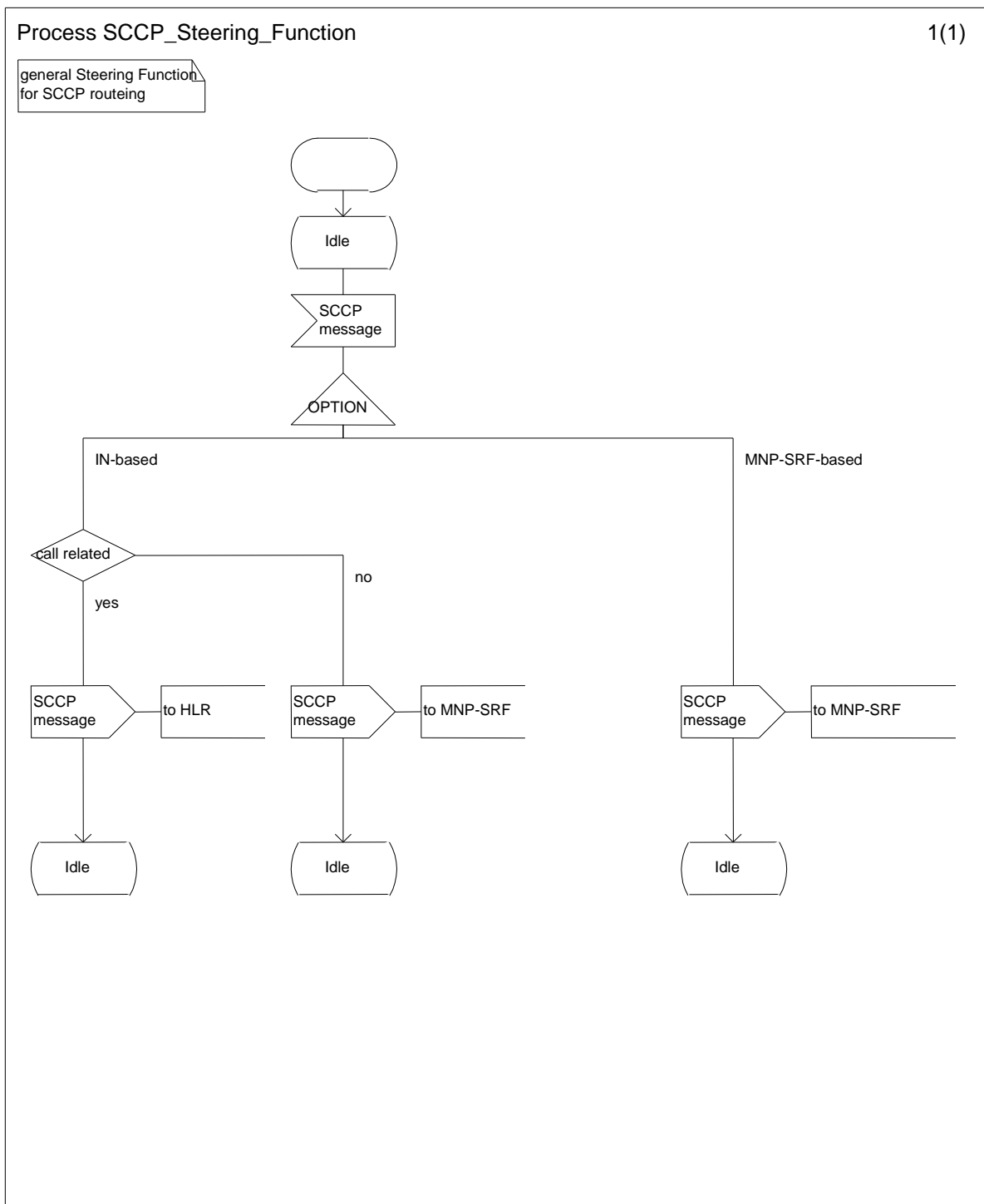


Figure 1: Steering Function for SCCP Message routing

Figure 2 shows the process MNP_SRF in the MNP-SRF. The procedures MNP_SRF_MATF_Call_Related, MNP_SRF_Non_Call_Related and MNP_SRF_MATF_Info_Request are described in Normative Annex C and Normative Annex B of the present document. Note that in networks which support the IN-based solution for call related signalling, a distinction on SCCP level for call related and non-call related messages is needed and that the MNP-SRF does not require to include MATF's since call related messages and MNP information request messages are not terminated at the MNP-SRF.

The test “MNP info-request” is a test on the SCCP Translation Type if a dedicated Translation Type value for MNP information request messages is used in the network. The handling of SCCP messages in the MNP-SRF in networks which do not make use of a dedicated Translation Type value for MNP information request messages is for further study.

The test "call-related" is a test on the SCCP Translation Type if a dedicated Translation Type value for call related messages is used in the network. The handling of SCCP messages in the MNP-SRF in networks which do not make use of a dedicated Translation Type value for call related messages is for further study.

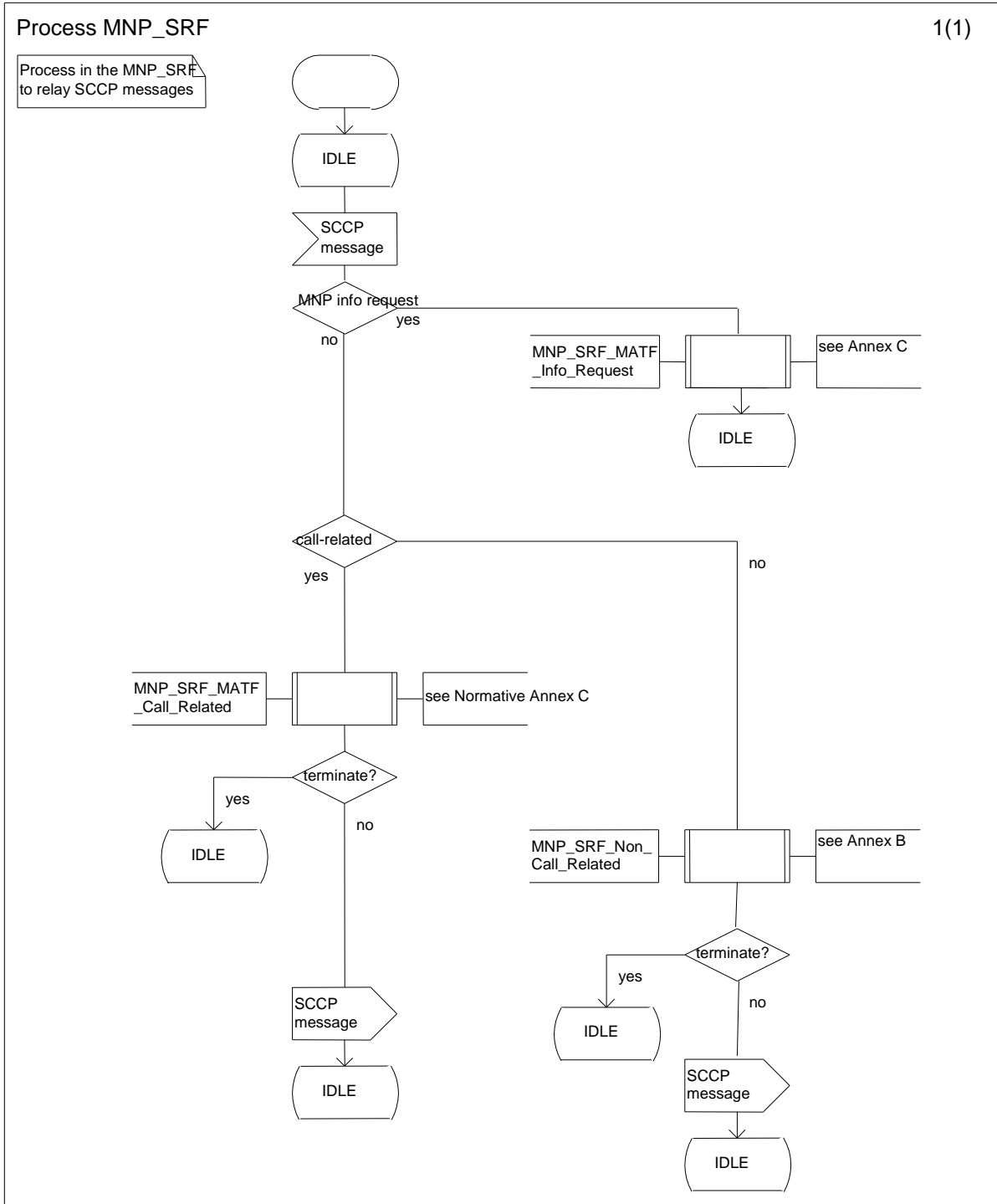


Figure 2: Process MNP_SRF

5 Common Architecture for call setup

Figure 3 shows the general architecture of a portability domain for routing of calls. The more detailed architecture within the networks depends on the chosen solution (IN-based or MNP/SRF-based) and options and is described in Normative Annex A and Normative Annex C of the present document.

The architecture for non-call related signalling is described in Normative Annex B of the present document.

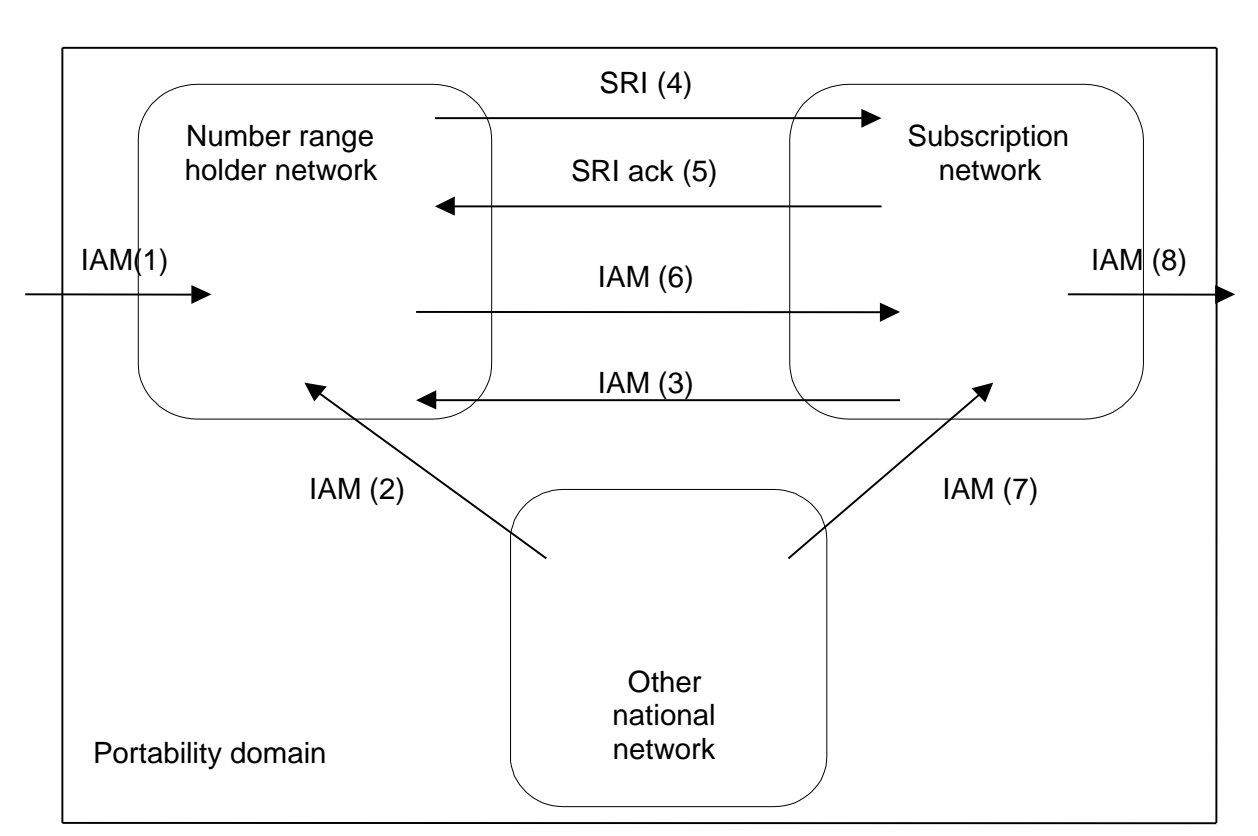


Figure 3: General architecture of a portability domain for routing of calls

The following routing conventions are identified:

1. Direct Routing of calls is a PLMN option that allows to route calls directly from the PLMN supporting this option to the ported subscriber's subscription network.
2. Indirect Routing of calls is a PLMN option which allows to route calls from the PLMN supporting this option via the number range holder network to the ported subscriber's subscription network.
3. Indirect Routing of calls with reference to the subscription network is a PLMN option for PLMN operators having chosen the MNP-SRF solution for call related signalling described in Normative Annex C. If all PLMNs within a portability domain support this option, calls are routed from the originating network to the number range holder network. The number range holder network obtains onward routing information from the subscription network and routes the call onward to the ported subscriber's subscription network.

The following action in the different networks can be identified:

1. If the call is originated outside the portability domain, the IAM (1) is received by the number range holder network.
- 2a. If the call is originated in another national network and the other national network does not support originating call query (i.e. Indirect Routing of calls is applicable), the IAM (2) is received by the number range holder network.

- 2b. If the call is originated in another national network and the other national network supports originating call query (i.e. Direct Routing of calls is applicable), the IAM (7) containing the routing number is sent to the subscription network. If the routing number is not used in the IAM sent from the national originating network to the subscription network, all transit networks involved are required to look up an NPDB in order to retrieve routing information to route the call to the subscription network without looping.
- 3a. If the call is originated in the subscription network and the subscription network does not support originating call query (i.e. Indirect Routing of calls is applicable), the IAM (3) is received by the number range holder network.
- 3b. If the call is originated in the subscription network and the subscription network supports originating call query (i.e. Direct Routing of calls is applicable), it sends an IAM (8) containing the MSRN to the visited network of the called subscriber.
- 3c. If the subscription network receives IAM (6 or 7) containing the routing number, it sends an IAM (8) containing the MSRN to the visited network of the called subscriber.
- 4a. If the call is routed via the number range holder network, and the number range holder network supports the MNP-SRF/MATF solution with the option 'MATF in subscription network' described in Normative Annex C of the present document (i.e. Indirect Routing of calls with reference to the subscription network is applicable), the number range holder network sends SRI (4) to the subscription network. The subscription network returns SRI ack (5) containing the routing number. The number range holder network then sends IAM (6) containing the routing number to the subscription network. If the routing number is not used in the IAM sent from the number range holder network to the subscription network, all transit networks involved are required to look up an NPDB in order to retrieve routing information to route the call to the subscription network without looping.
- 4b. If the call is routed via the number range holder network, and the number range holder network supports the IN solution described in Normative Annex A of the present document or the MNP-SRF/MATF solution with the option 'MATF inside number range holder network' described in Normative Annex C of the present document, the number range holder network sends IAM (6) containing the routing number to the subscription network.

6 Functional requirements of network entities

6.1 Procedure MNP_MT_GMSC_Set_MNP_Parameters

The procedure MNP_MT_GMSC_Set_MNP_Parameters is shown in figure 4. It is called from the process MT_GMSC defined in 3G TS 23.018 [3].

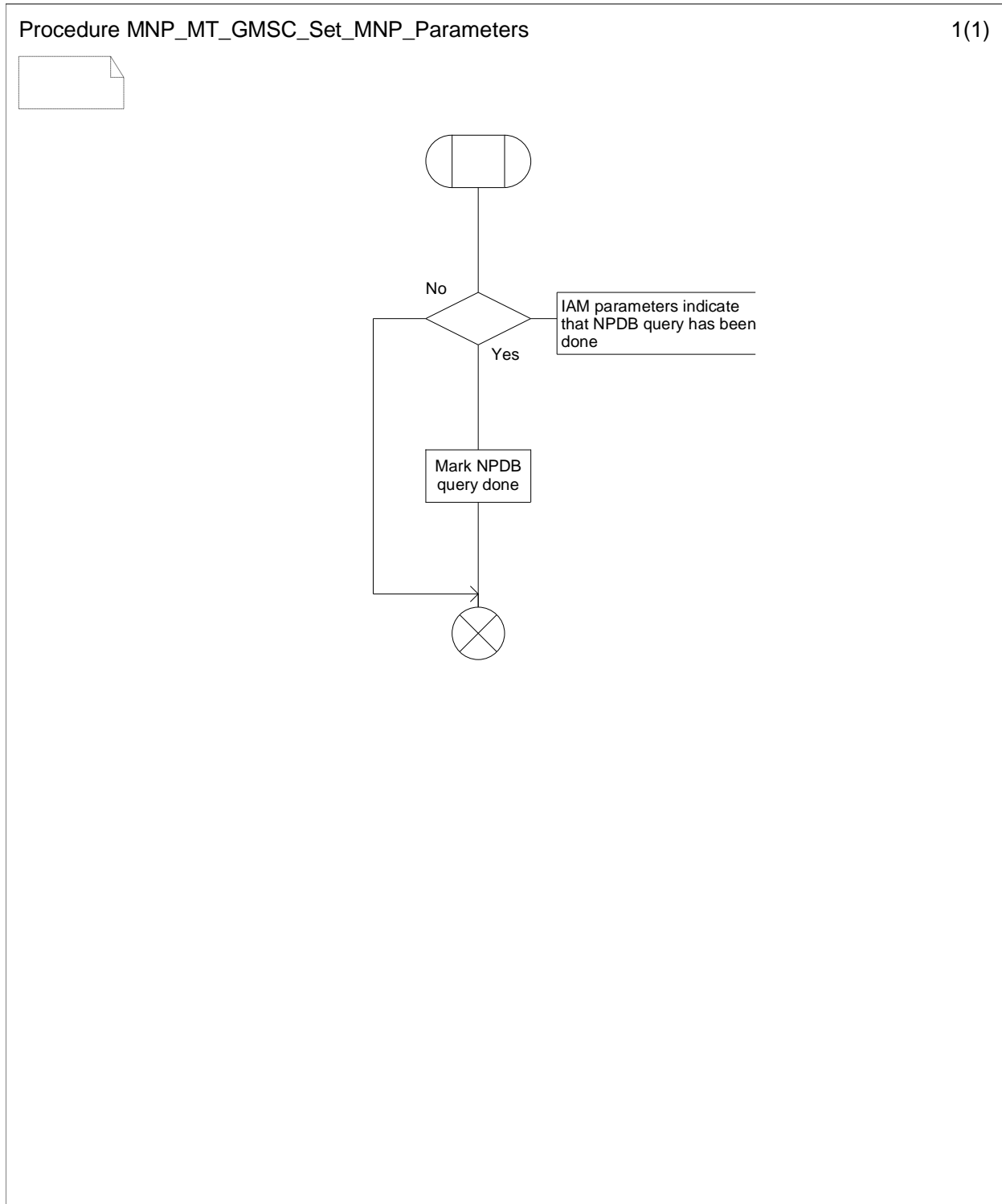


Figure 4: Procedure MNP_MT_GMSC_Set_MNP_Parameters

6.2 Procedure MNP_MT_GMSC_Check_MNP_Indicators

The procedure MNP_MT_GMSC_Check_MNP_Indicators is shown in figure 5. It is called from the process MT_GMSC defined in 3G TS 23.018 [3].

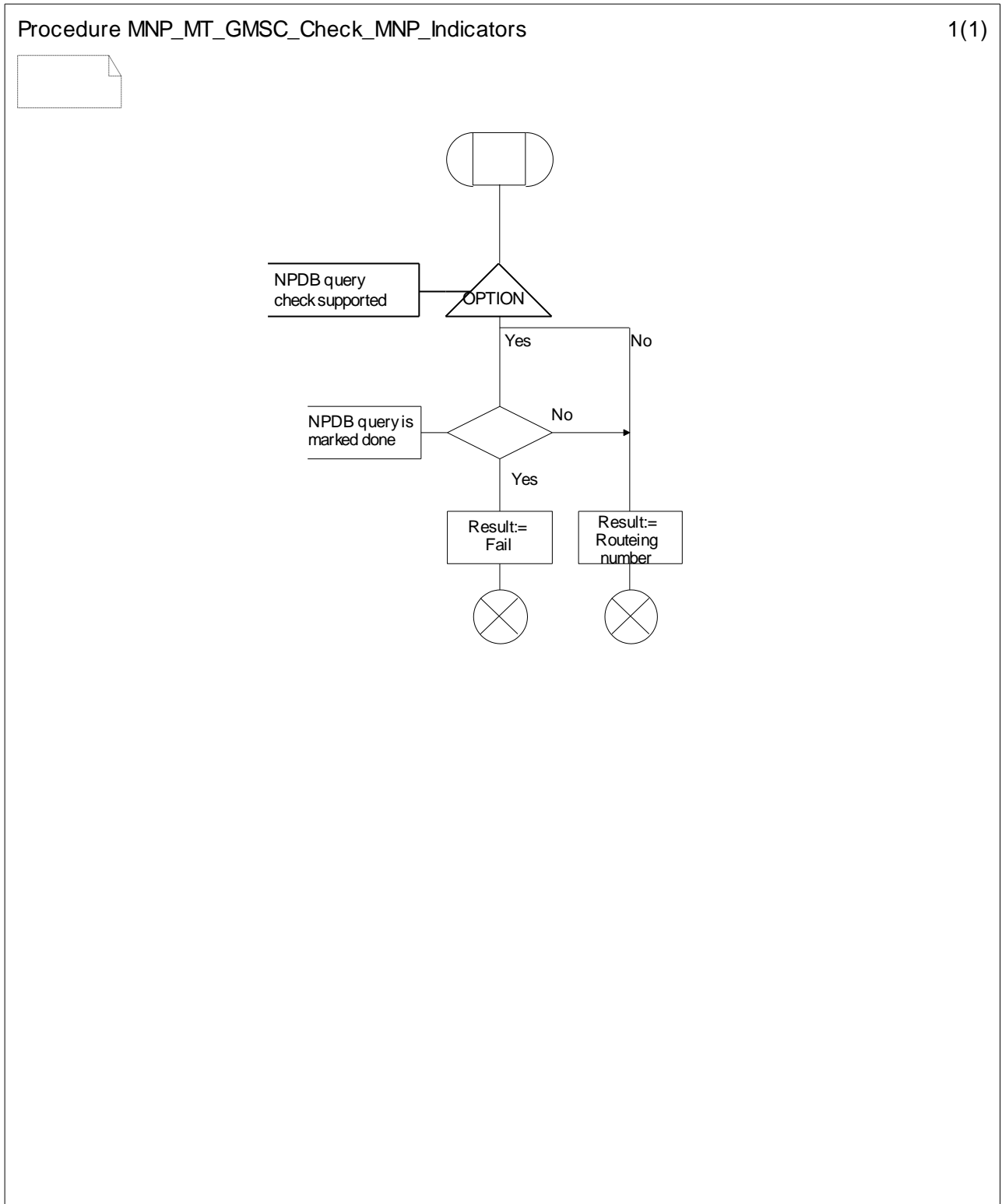


Figure 5: Procedure MNP_MT_GMSC_Check_MNP_Indicators

6.3 Procedure MNP_SRF_Check_MNP_Indicator

The procedure MNP_SRF_Check_MNP_Indicator is shown in figure 6. It is called from the procedures MNP_SRF_Non_Call_Related and MNP_SRF_MATF_Call_Related.

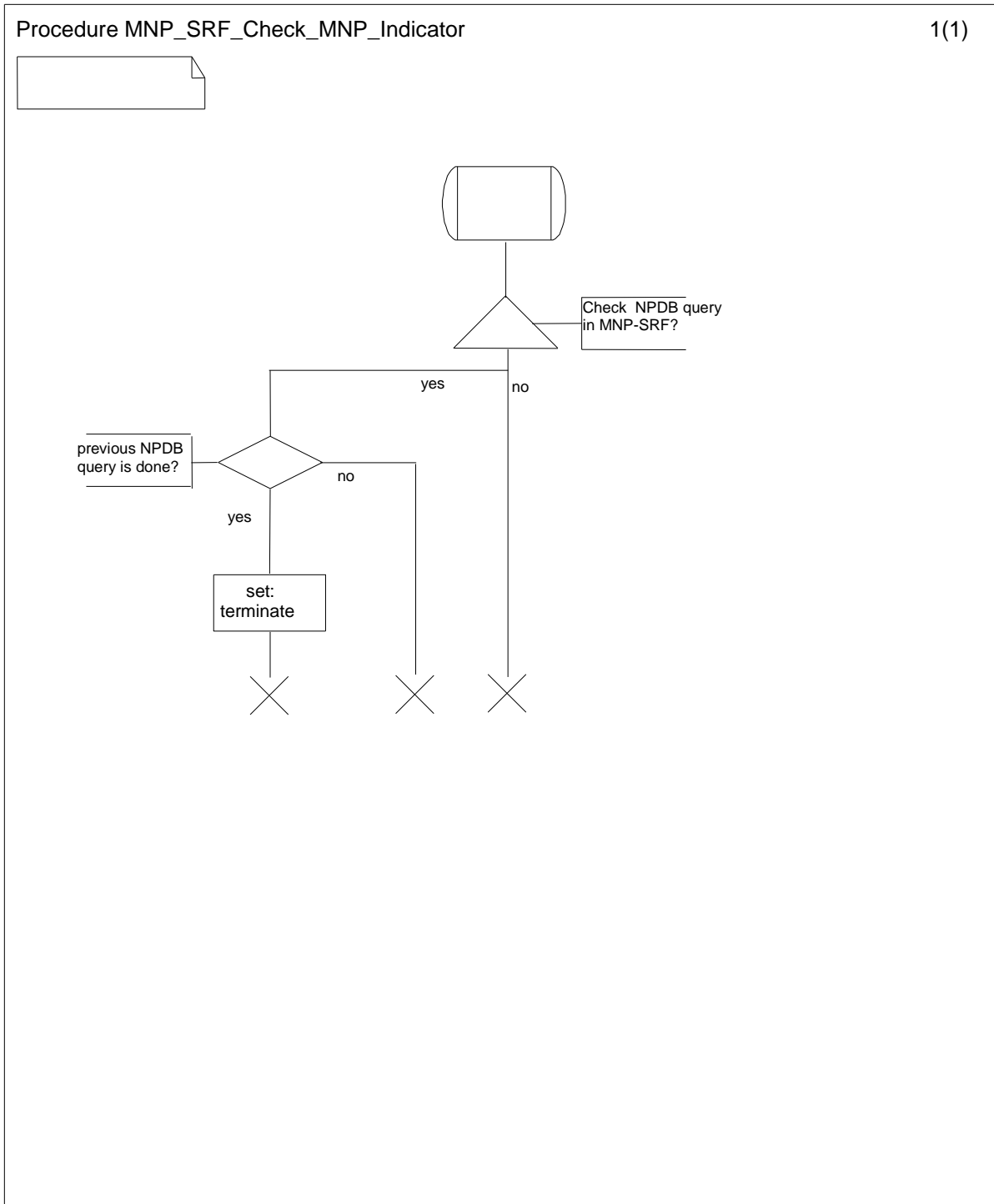


Figure 6: Procedure MNP_SRF_Check_MNP_Indicator

Annex A (normative): IN Call-Related Technical Realisation

A.1 Architecture

A.1.1 Network Options

There are two IN-based solutions for querying the NPDB :-

- i. ETSI Core INAP
- ii. ANSI IN Query.

The following network operator options are defined for the MT calls in the GMSC:

- Terminating call Query on Digit Analysis (TQoD);
- Query on HLR Release (QoHR).

In a GSM network that supports the IN-based approach for call related MNP, each GMSC shall support at least one of these options.

The following network operator option is defined for MO calls in VMSCA and for forwarded calls in the GMSC and VMSCB:

- Originating call Query on Digit Analysis (OQoD).

In a GSM network which supports the IN-based approach for call related MNP, it is a network operator decision, taking into account the regulatory and architectural constraints that may prevail, whether or not VMSCs and GMSCs support this option.

The use of OQoD in transit switches in a PLMN while avoiding multiple database interrogations is for further study.

The interworking between the CCF and the SSF for MNP is for further study.

Note that for different number ranges different options may be chosen.

An IN-based solution for querying the NPDB may also be used by the gsmSCF in order to be able to apply different charging tariffs for CAMEL pre-paid subscribers' calls or short messages established/sent when roaming in their home PLMN and directed to ported and non-ported mobile subscribers, depending on whether or not the called and the calling subscriber subscribe to the same PLMN.

.....

A.1.2 No NP Query required – Number is not subject for portability

Figure A.1.2 shows the architecture for a call to a number that is not subject for portability. This can be for several reasons like for example:

- the national regulator has stipulated some number series as being non-portable or;
- in an initial phase only a limited amount of subscribers might port in certain number blocks and some operators might want to treat the call routing according to traditional routing plans without any change.

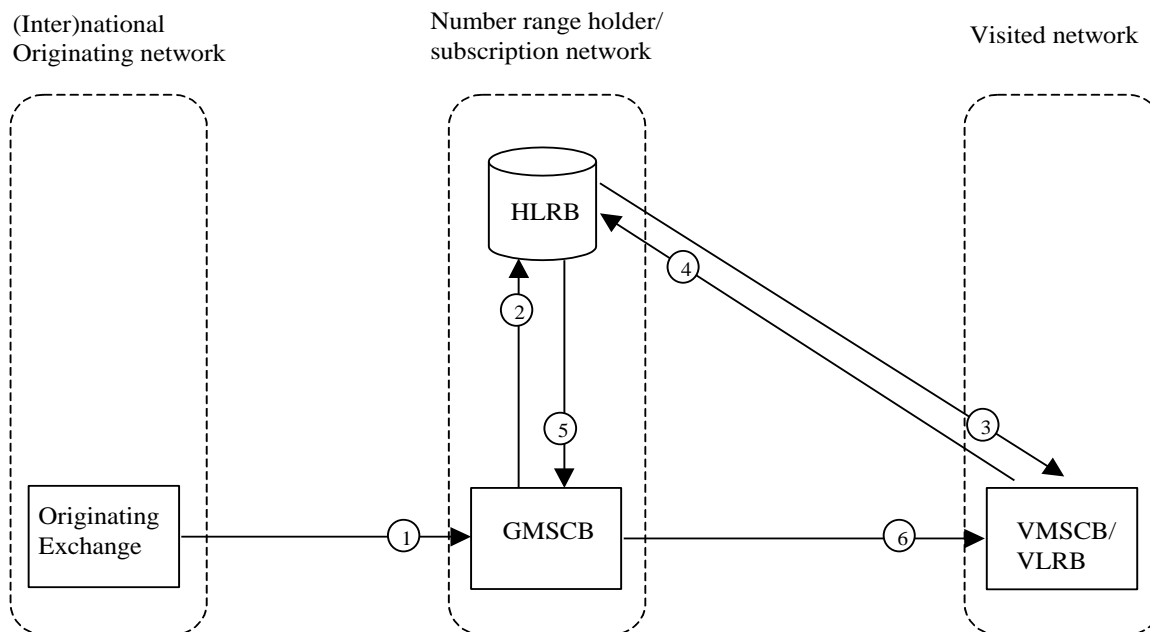


Figure A.1.2: Call to a non-ported number, no NP query required

- 1 From an Originating Exchange a call is set up to MSISDN. The call is routed to the Number range holder network being the Subscription network.
- 2 When GMSCB receives the ISUP IAM, it requests routing information by submitting a MAP SRI to the HLRB including the MSISDN in the request.
- 3 The HLRB requests an MSRN from the MSC/VLRB where the mobile subscriber currently is registered;
- 4 The MSC/VLRB returns an MSRN back to the HLRB.
- 5 The HLRB responds to the GMSCB by sending an SRI ack with an MSRN.
- 6 GMSCB uses the MSRN to route the call to VMSCB.

A.1.3 NP Query in Number Range Holder Network

A.1.3.1 TQoD – Number is not ported

Figure A.1.3.1 shows the architecture for a call where the Originating network has no knowledge whether the MSISDN is ported or not and uses the traditional routing plans for routing the call to the Number range holder network for further routing decisions.

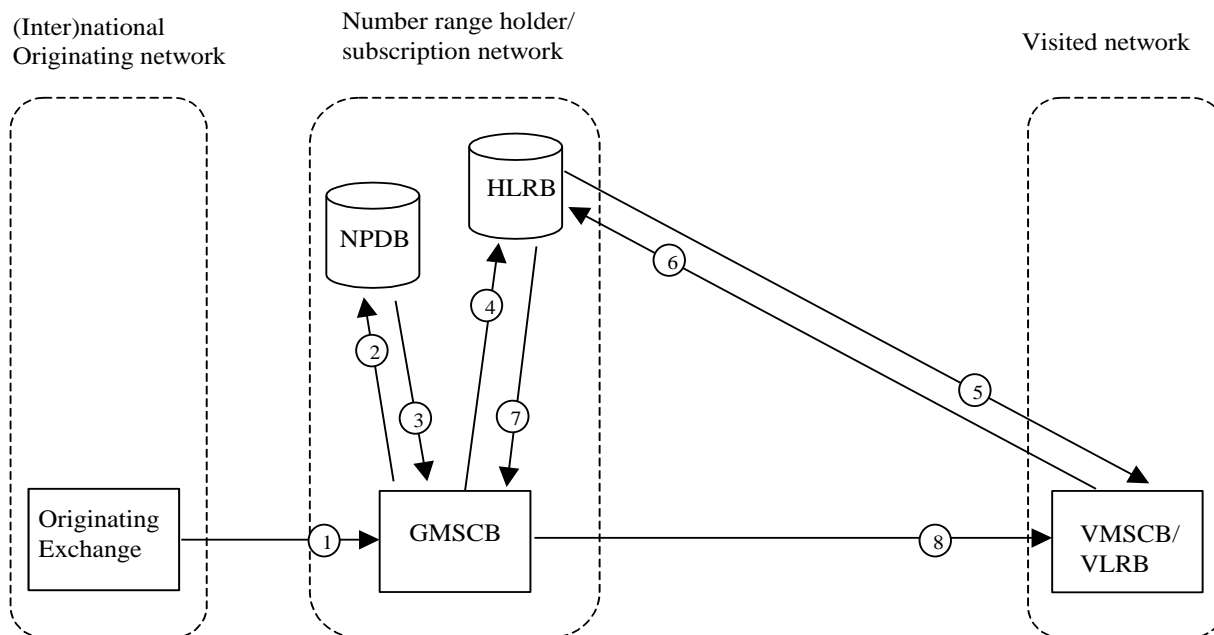


Figure A.1.3.1: Call to a non-ported number using TQoD procedure

- 1 From an Originating Exchange a call is set up to MSISDN. The call is routed to the Number range holder network being the Subscription network.
- 2 When GMSCB receives the ISUP IAM, it will send a database query to the NPDB as a result of analysis of the received MSISDN. The MSISDN is included in the query to the NPDB.
- 3 The NPDB detects that the MSISDN is not ported and responds back to the GMSCB to continue the normal call setup procedure for MT calls.
- 4 The GMSCB requests routing information by submitting a MAP SRI to the HLRB, including the MSISDN in the request.
- 5 The HLRB requests an MSRN from the MSC/VLRB where the mobile subscriber owning the MSISDN currently is registered.
- 6 The MSC/VLRB returns an MSRN back to the HLRB.
- 7 The HLRB responds to the GMSCB by sending an SRI ack with an MSRN.
- 8 GMSCB uses the MSRN to route the call to VMSCB.

Note that the NPDB may be outside the number range holder network if a shared NPDB is used.

A.1.3.2 TQoD – Number is ported

Figure A.1.3.2 shows the architecture for a call where the Originating network has no knowledge whether the MSISDN is ported or not and uses the traditional routing plans for routing the call to the Number range holder network for further routing decisions.

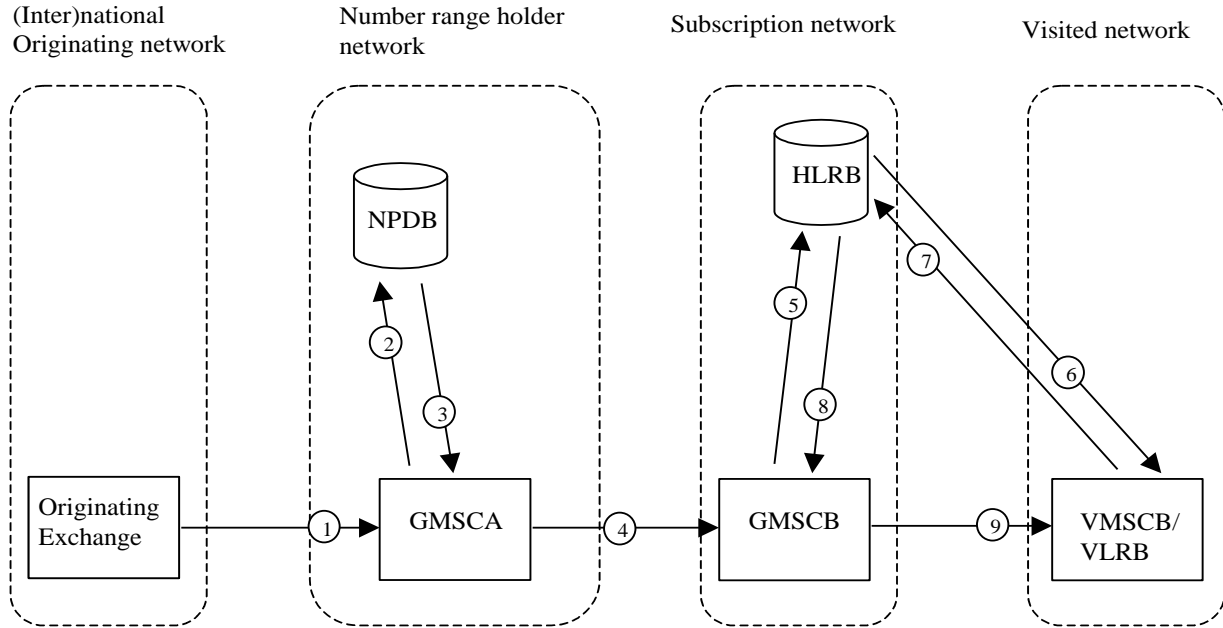


Figure A.1.3.2: Call to a ported number using TQoD procedure

- 1 From an Originating Exchange a call is set up to MSISDN. The call is routed to the Number range holder network.
- 2 When GMSCA receives the ISUP IAM, it will send a database query, including the MSISDN, to the NPDB as a result of analysis of the received MSISDN.
- 3 The NPDB detects that the MSISDN is ported and responds back to the GMSCA with a Routing Number pointing out the Subscription network.
- 4 The call is routed to the Subscription network based on the Routing Number carried in ISUP IAM message; also the MSISDN is included in IAM.
- 5 The GMSCB requests routing information by submitting a MAP SRI to the HLRB, including the MSISDN in the request. The capability to route messages to the correct HLR is required.
- 6 The HLRB requests an MSRN from the MSC/VLRB where the mobile subscriber currently is registered.
- 7 The MSC/VLRB returns an MSRN back to the HLRB.
- 8 The HLRB responds to the GMSCB by sending an SRI ack with an MSRN.
- 9 GMSCB uses the MSRN to route the call to VMSCB.

Note that the NPDB may be outside the number range holder network if a shared NPDB is used.

A.1.3.3 QoHR – Number is ported

Figure A.1.3.3 shows the architecture for a call where the Originating network has no knowledge whether the MSISDN is ported or not and uses the traditional routing plans for routing the call to the Number range holder network for further routing decisions.

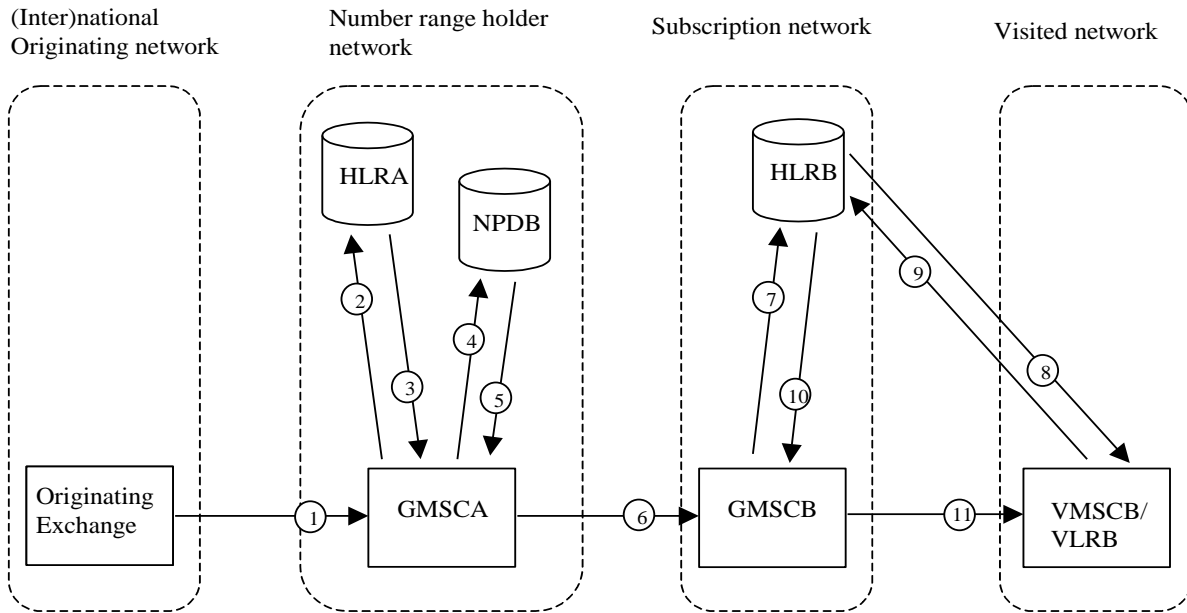


Figure A.1.3.3: Call to a ported number using QoHR procedure

- 1 From an Originating Exchange a call is set up to MSISDN. The call is routed to the Number range holder network.
- 2 When GMSCA receives the ISUP IAM, it requests routing information by submitting a MAP SRI to the HLRA including the MSISDN in the request.
- 3 The HLRA returns a MAP SRI ack with an "Unknown Subscriber" error since no record was found for the subscriber in the HLRA.
- 4 When GMSCA receives the error indication form the HLRA, this will trigger the sending of a database query to the NPDB, including the MSISDN in the query.
- 5 The NPDB detects that the MSISDN is ported and responds back to the GMSCA with a Routing Number pointing out the Subscription network.
- 6 The call is routed to the Subscription network based on the Routing Number carried in ISUP IAM message; also the MSISDN is included in IAM.
- 7 The GMSCB requests routing information by submitting a MAP SRI to the HLRB, including the MSISDN in the request. The capability to route messages to the correct HLR is required.
- 8 The HLRB requests an MSRN from the MSC/VLRB where the mobile subscriber currently is registered.
- 9 The MSC/VLRB returns an MSRN back to the HLRB.
- 10 The HLRB responds to the GMSCB by sending an SRI ack with an MSRN.
- 11 GMSCB uses the MSRN to route the call to VMSCB.

Note that the NPDB may be outside the number range holder network if a shared NPDB is used.

A.1.4 NP Query in Originating Network

A.1.4.1 OQoD – Number is not ported

Figure A.1.4.1 shows the architecture for a call where already the Originating network has the knowledge whether the MSISDN is ported or not and can route the call directly to the Subscription network that in this case is the same as the Number range holder network.

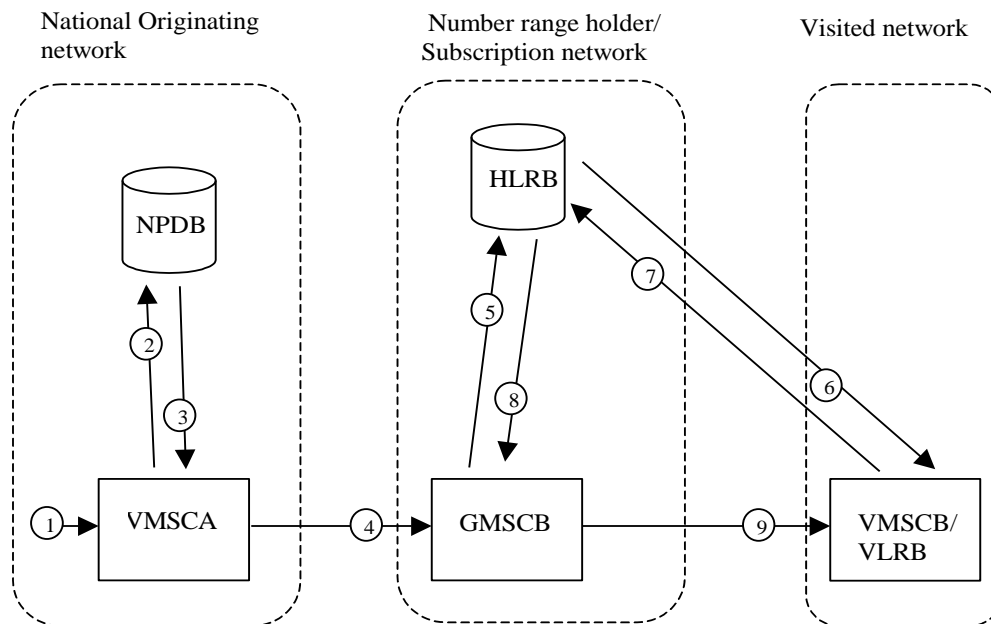


Figure A.1.4.1: Call to a non-ported number using OQoD procedure

- 1 A call is initiated by Mobile Subscriber A towards Mobile Subscriber B, using the MSISDN of the called subscriber.
- 2 When VMSCA receives the call setup indication, it will send a database query to the NPDB as a result of analysis of the received MSISDN, including the MSISDN in the query.
- 3 The NPDB detects that the MSISDN is not ported and responds back to the VMSCA to continue the normal call setup procedure for MO calls. Depending on database configuration option, the NPDB could either return a Routing Number on not ported calls, as done for ported calls, or the call is further routed using the MSISDN number only towards the Number range holder network.
- 4 The call is routed to the Number range holder/Subscription network based on the MSISDN or Routing Number carried in ISUP IAM message.
- 5 The GMSCB requests routing information by submitting a MAP SRI to the HLRB, including the MSISDN in the request.
- 6 The HLRB requests an MSRN from the MSC/VLRB where the mobile subscriber currently is registered.
- 7 The MSC/VLRB returns an MSRN back to the HLRB.
- 8 The HLRB responds to the GMSCB by sending an SRI ack with an MSRN.
- 9 GMSCB uses the MSRN to route the call to VMSCB.

Note that the NPDB may be outside the national originating network if a shared NPDB is used.

A.1.4.2 OQoD – Number is ported

Figure A.1.4.2 shows the architecture for a call where already the Originating network has the knowledge that the MSISDN is ported and can route the call directly to the Subscription network without involving the Number range holder network.

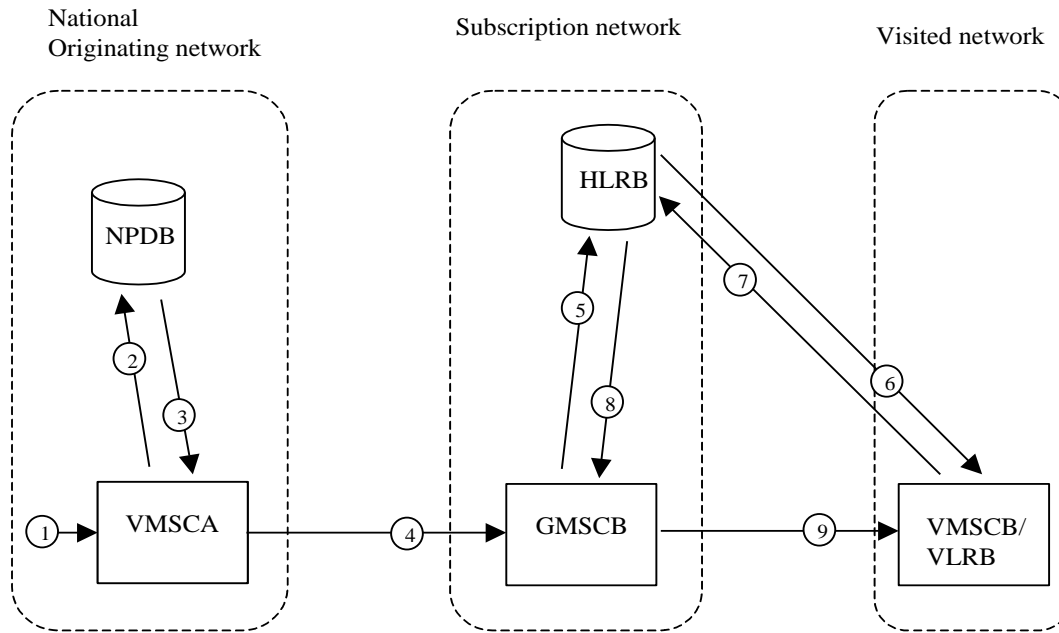


Figure A.1.4.2: Call to a ported number using OQoD procedure

- 1 A call is initiated by Mobile Subscriber A towards Mobile Subscriber B, using the MSISDN of the called subscriber.
- 2 When VMSCA receives the call setup indication, it will send a database query to the NPDB as a result of analysis of the received MSISDN including the MSISDN in the query.
- 3 The NPDB detects that the MSISDN is ported and responds back to the VMSCA with a Routing Number pointing out the Subscription network.
- 4 The call is routed to the Subscription network based on the Routing Number carried in ISUP IAM message; also the MSISDN is included in IAM.
- 5 The GMSCB requests routing information by submitting a MAP SRI to the HLRB, including the MSISDN in the request. The capability to route messages to the correct HLR is required.
- 6 The HLRB requests an MSRN from the MSC/VLRB where the mobile subscriber currently is registered.
- 7 The MSC/VLRB returns an MSRN back to the HLRB.
- 8 The HLRB responds to the GMSCB by sending an SRI ack with an MSRN.
- 9 GMSCB uses the MSRN to route the call to VMSCB.

Note that the NPDB may be outside the national originating network if a shared NPDB is used.

A.1.4.3 IN-Query for CAMEL pre-paid service

Figure A.1.4.3 shows the architecture for a call or MO-Short-Message originated by a CAMEL pre-paid subscriber while roaming in the Home PLMN where the gsmSCF needs to know whether or not calling and called subscriber subscribe to the same PLMN in order to apply the correct charging tariff.

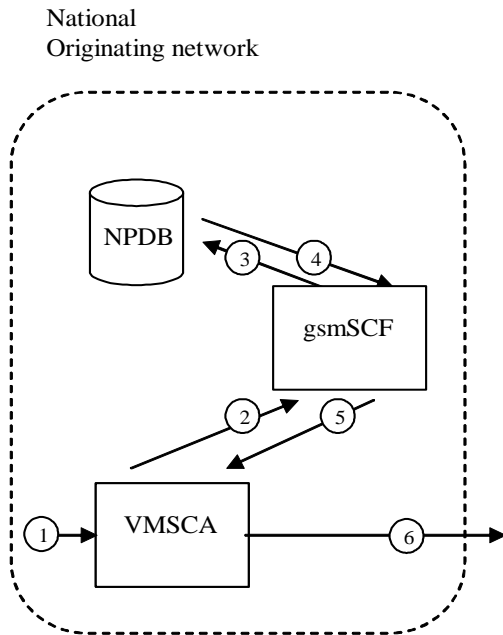


Figure A.1.4.3: IN-Query for pre-paid service

- 1 A call or short message is initiated by Mobile Subscriber A towards Mobile Subscriber B, using the MSISDN of the called subscriber.
- 2 When VMSCA receives the call setup indication, it will send a CAP IDP message to the gsmSCF. The IDP contains the called party's MSISDN.
- 3 If the calling subscriber roams in her Home PLMN and the called subscriber's MSISDN indicates that the called subscriber subscribes to a PLMN within the calling subscriber's Home Country, the gsmSCF queries the NPDB based on the called party's MSISDN. Otherwise the tariff to be applied does not depend on the called subscriber's porting status and enough information to apply the correct tariff is available; go to 5.
- 4 The NPDB returns a routing number to the gsmSCF pointing out the called subscriber's subscription network. Based on this information the gsmSCF applies the appropriate tariff for pre-paid subscriber A.
- 5 The gsmSCF returns CAP AC and CAP CUE messages to the VMSCA.
- 6 The call or short message is set up.

Note that the NPDB and gsmSCF may be integrated within one physical entity.

A.2 Information flows

In the following figures the NPDB is shown as belonging to the Number range holder network or to the national originating network. However, the NPDB may be shared within one portability domain i.e. nation-wide.

Figure A.2.1 shows the information flow for successful QoHR.

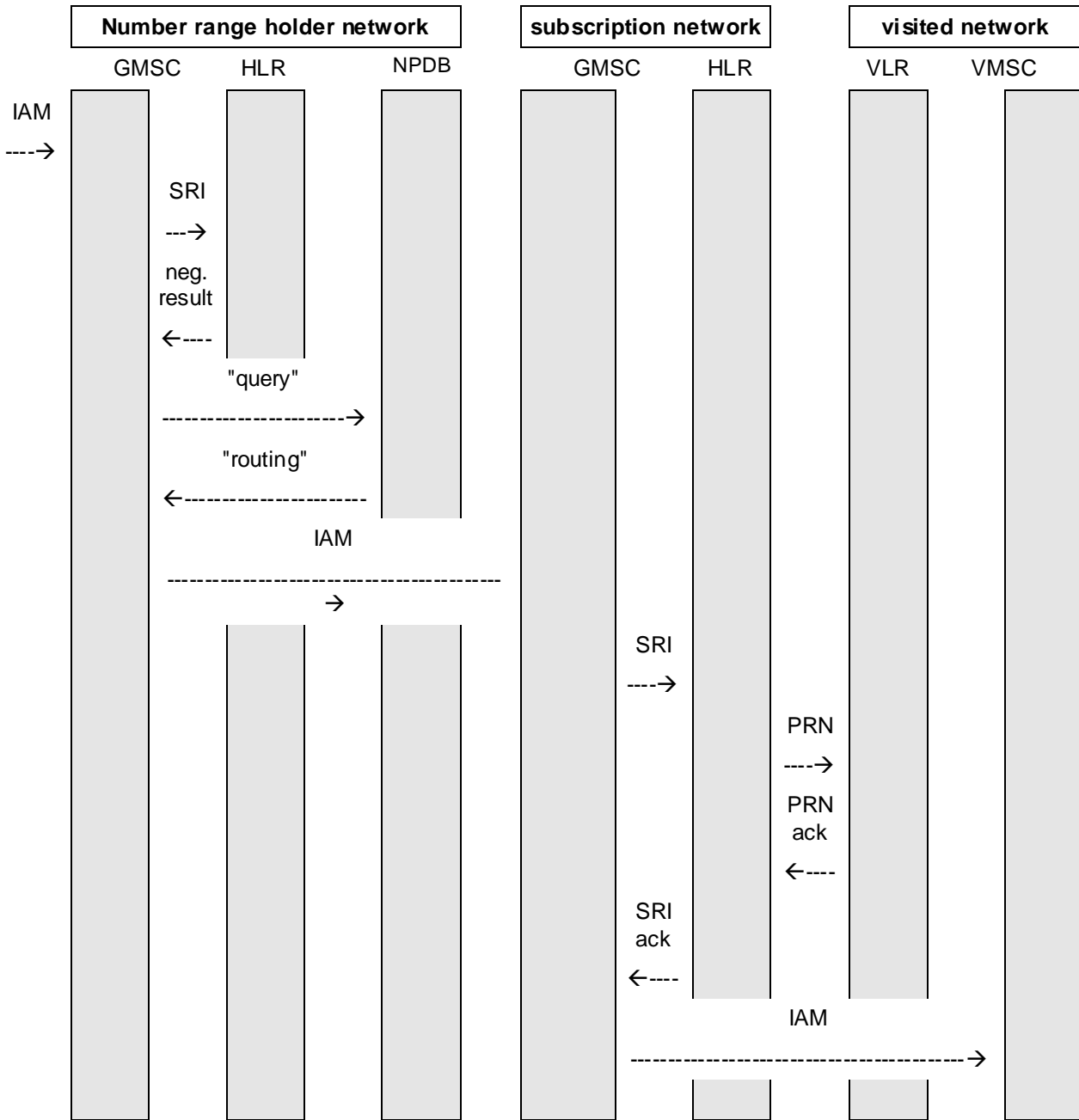


Figure A.2.1

Figure A.2.2 shows the information flow for unsuccessful QoHR (unallocated number).

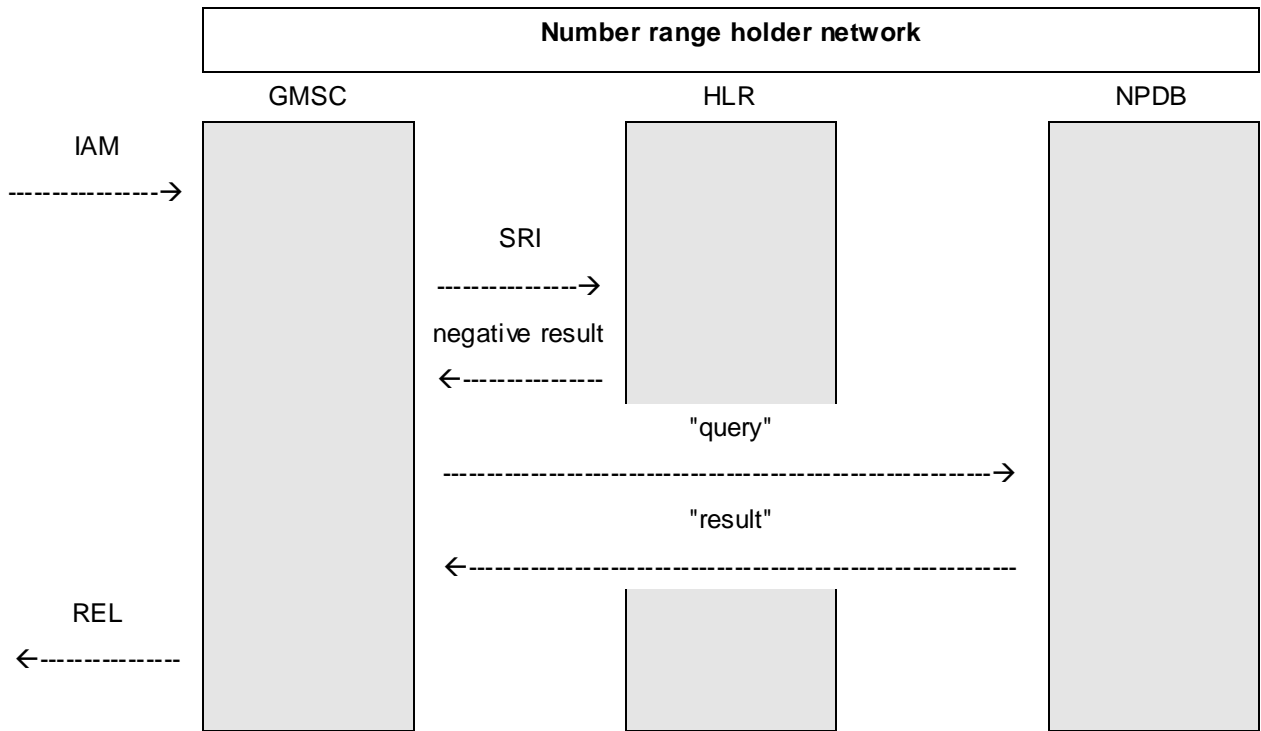


Figure A.2.2

Figure A.2.3 shows the information flow for successful TQoD.

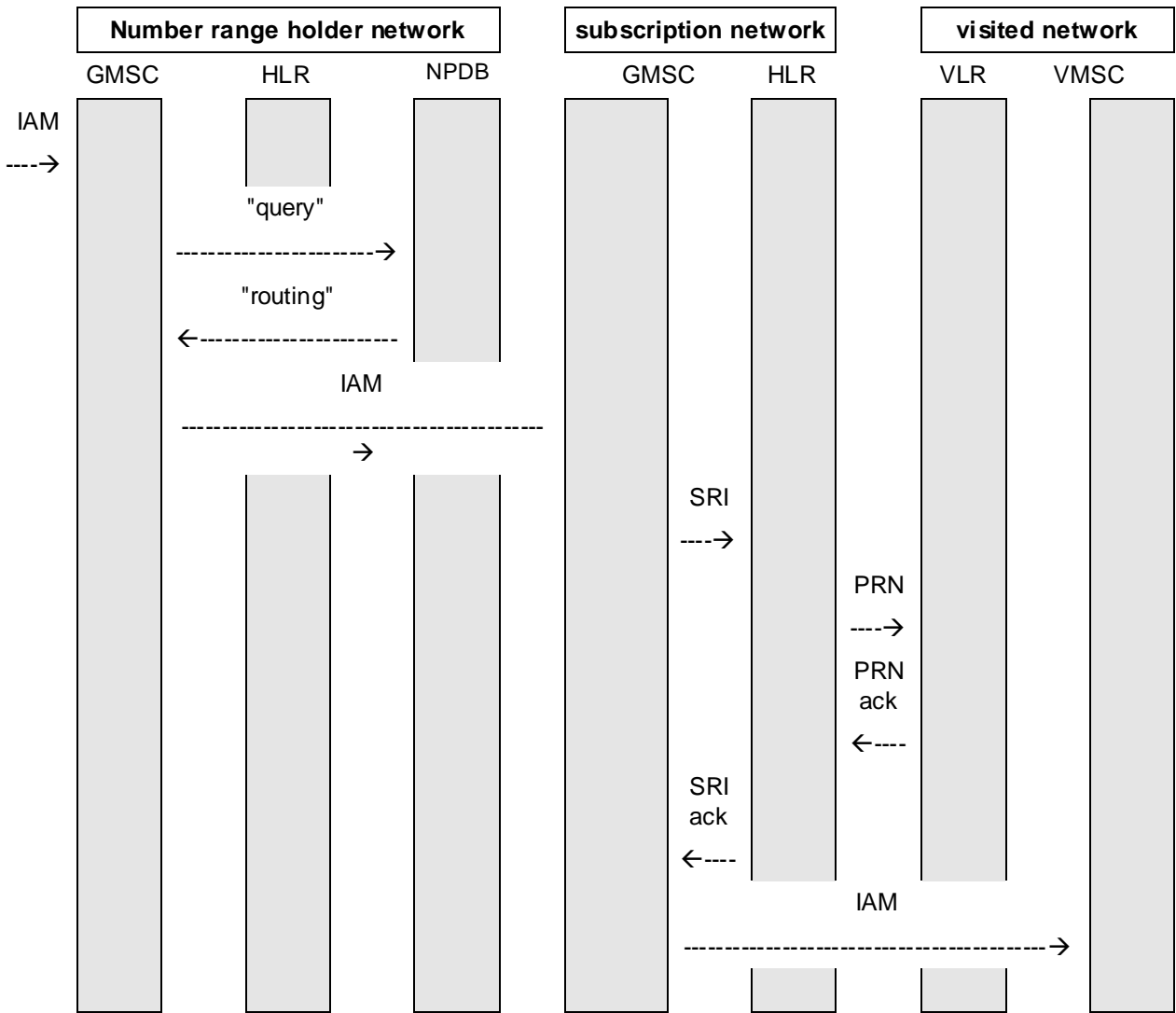


Figure A.2.3

Figure A.2.4 shows the information flow for unsuccessful TQoD (number not ported).

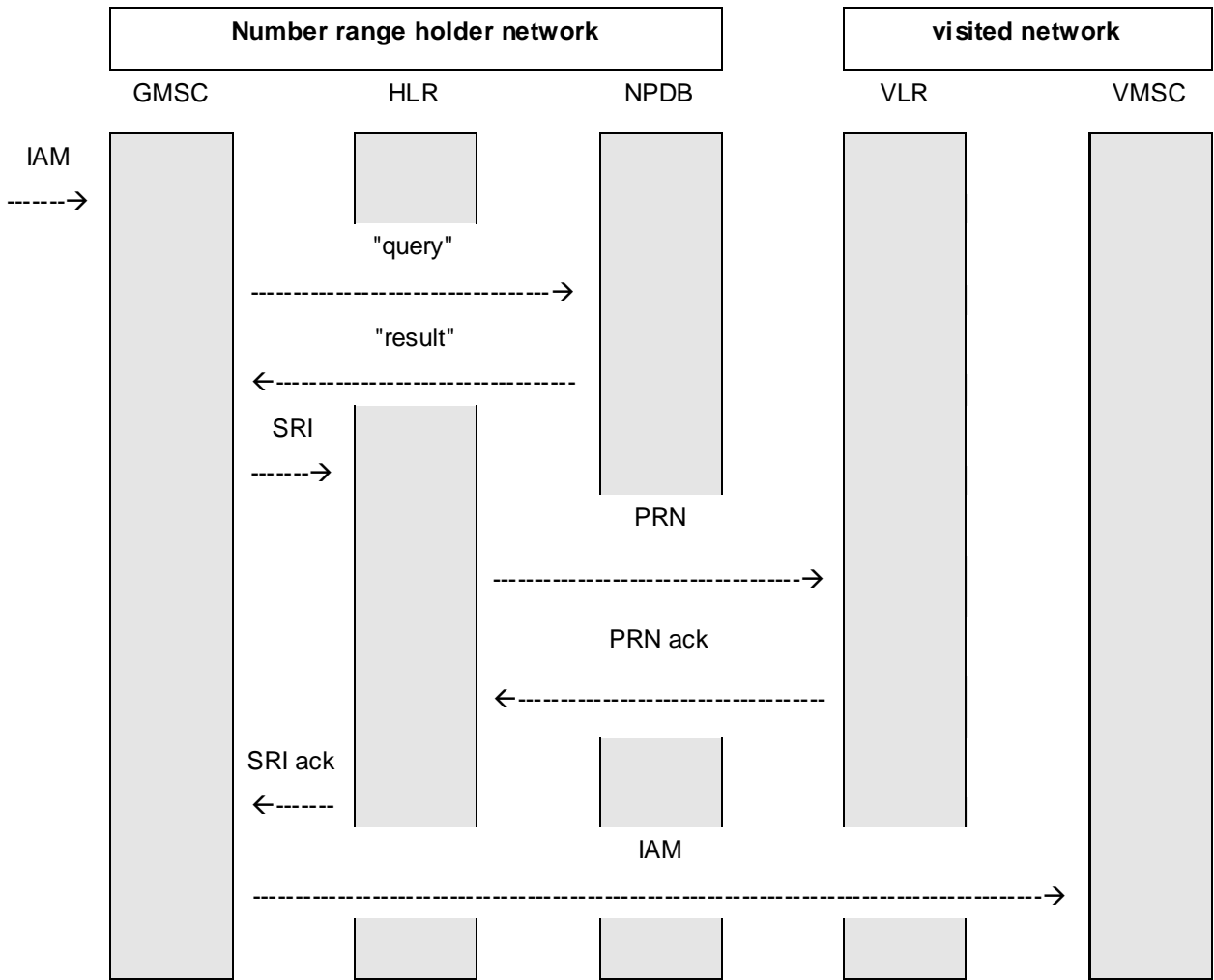


Figure A.2.4

Figure A.2.5 shows the information flow for successful OQoD (number ported).

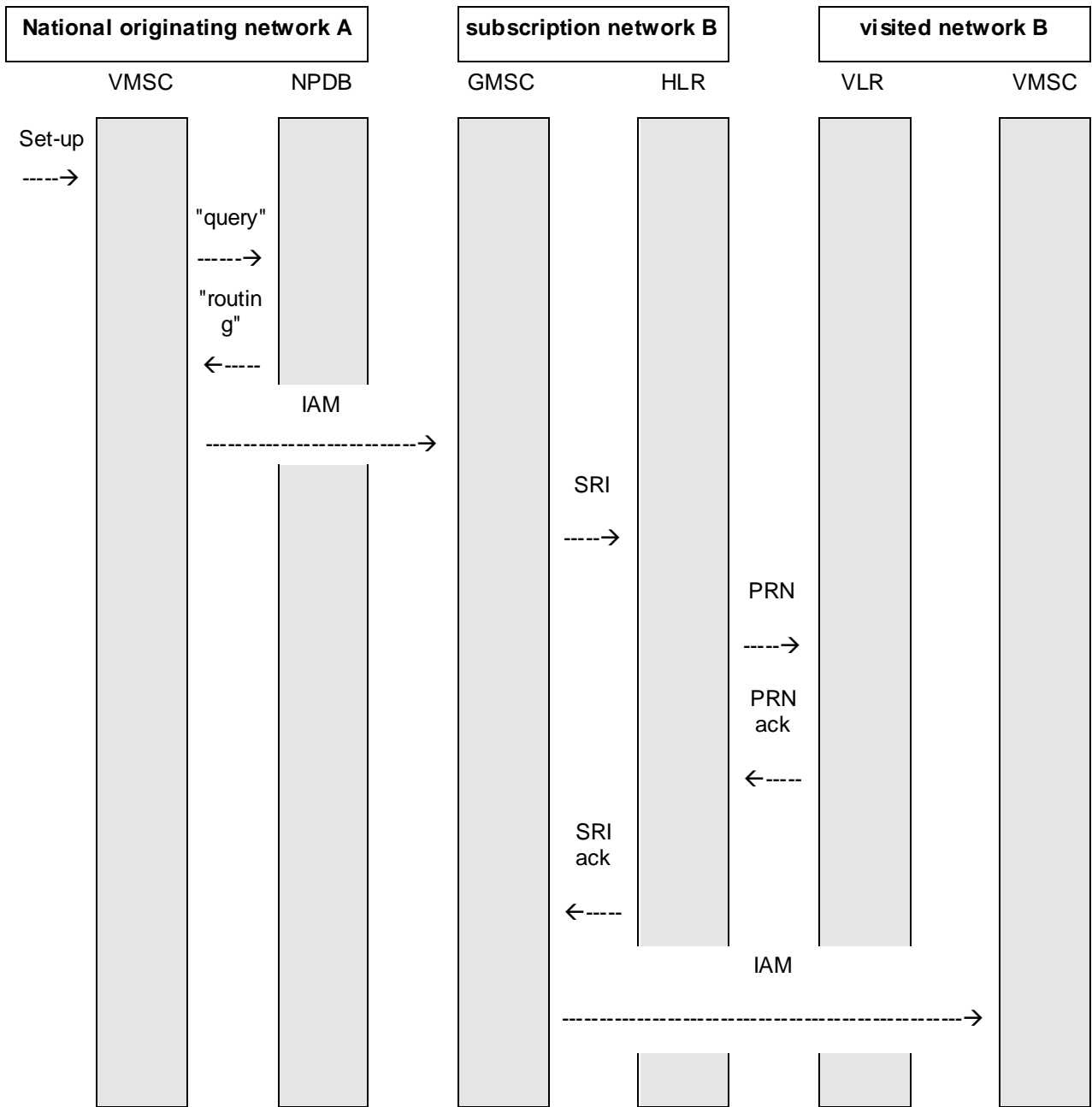


Figure A.2.5

Figure A.2.6 shows the information flow for unsuccessful OQoD (number not ported in).

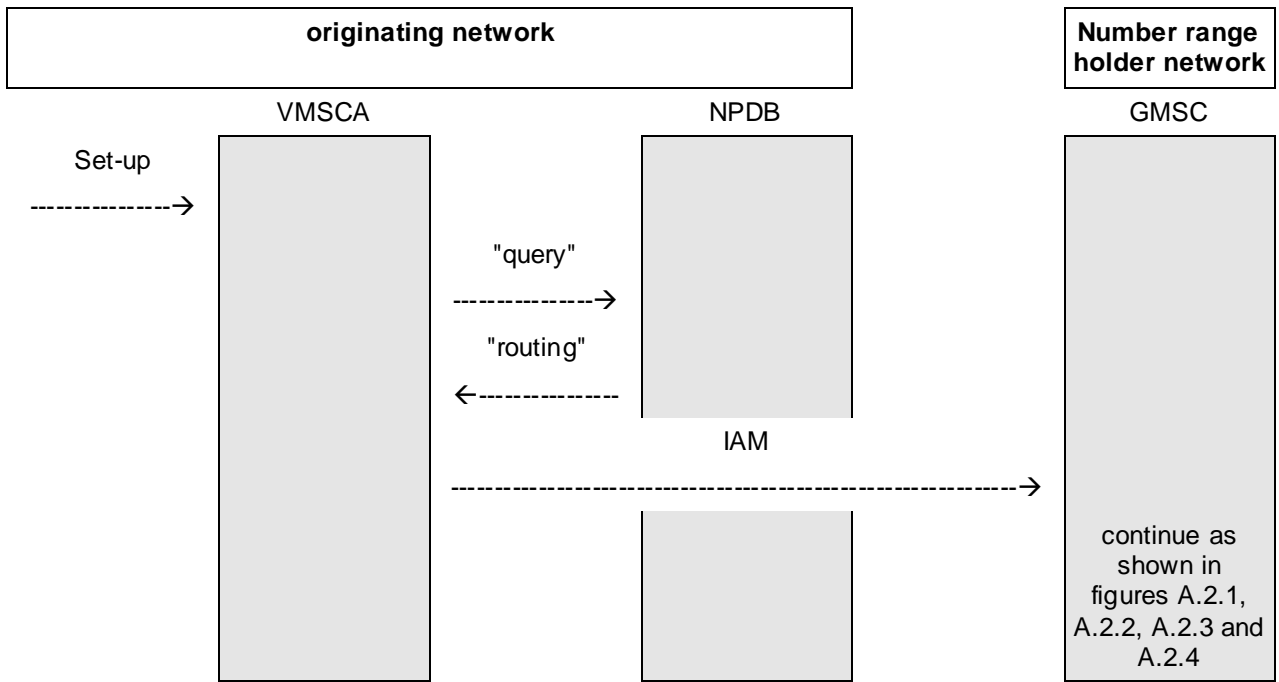


Figure A.2.6

A.3 Functional requirements of network entities

A.3.1 Functional requirement of GMSC

A.3.1.1 Procedure MOBILE_NUMBER_PORTABILITY_IN_QoHR

The procedure MOBILE_NUMBER_PORTABILITY_IN_QoHR is shown in figure A.1.3. It is called from the procedure Obtain_Routing_Address defined in 3G TS 23.018 [3].

The text in this clause is a supplement to the definition in the SDL diagrams; it does not duplicate the information in the SDL diagrams.

The query to NPDB contains the service key for MNP query and the called party's MSISDN.

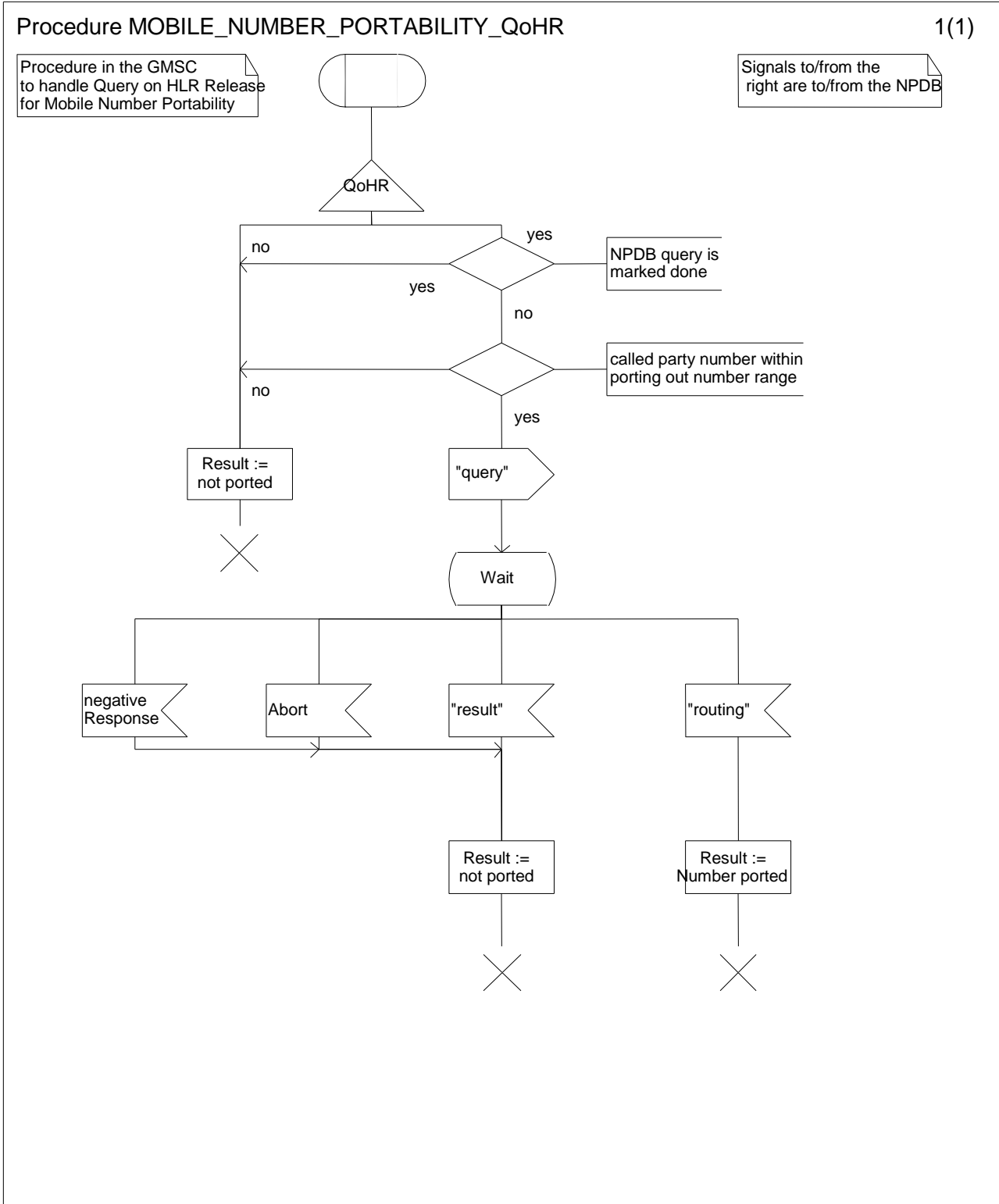


Figure A.3.1.1: Procedure MOBILE_NUMBER_PORTABILITY_IN_QoHR

A.3.1.2 Procedure MOBILE_NUMBER_PORTABILITY_IN_TQoD

The procedure MOBILE_NUMBER_PORTABILITY_IN_TQoD is shown in figure A.3.1.2. It is called from the procedure Obtain_Routing_Address defined in 3G TS 23.018 [3].

The text in this clause is a supplement to the definition in the SDL diagrams; it does not duplicate the information in the SDL diagrams.

The "query" to NPDB contains the service key for MNP query and the called party's MSIS DN.

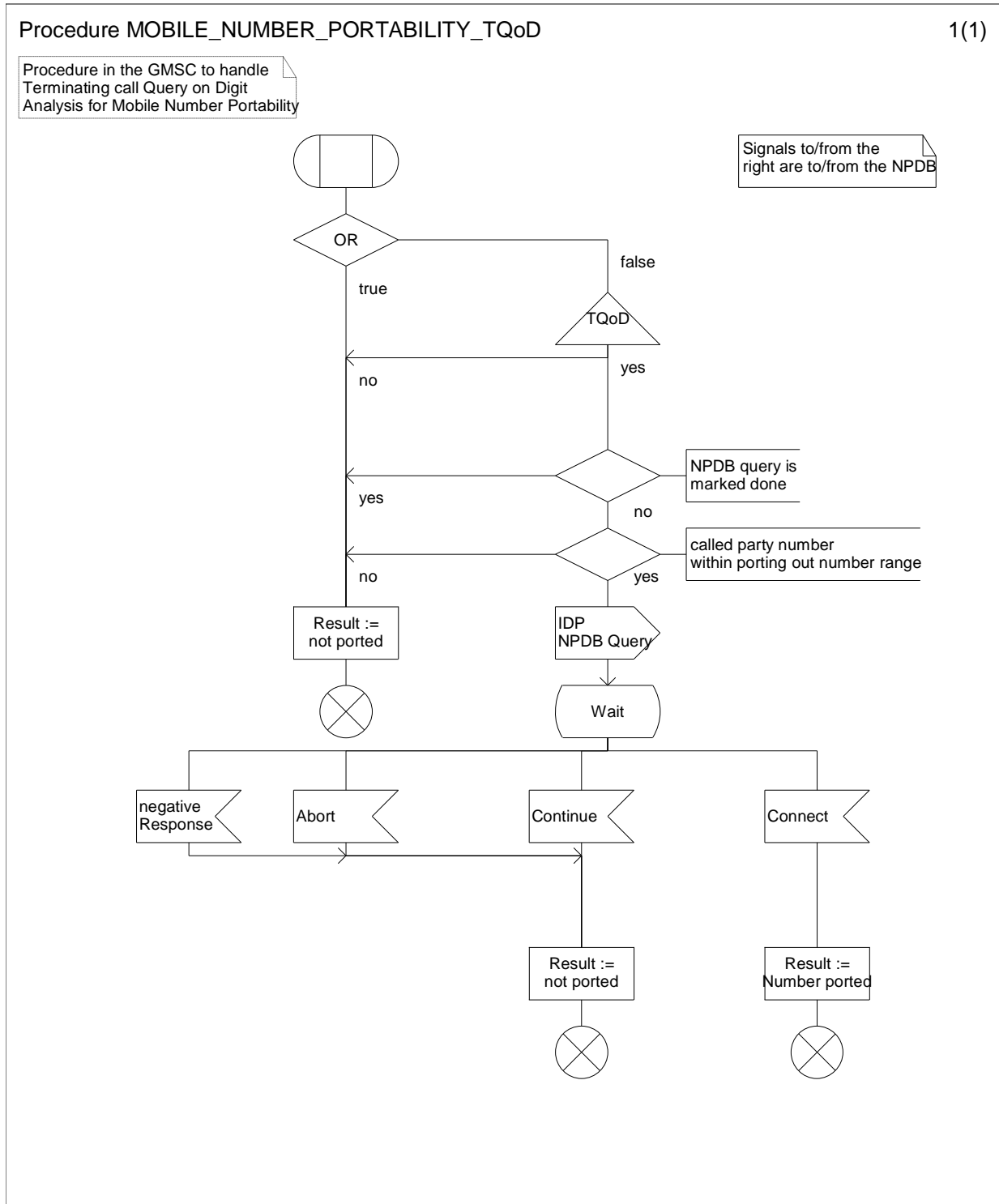


Figure A.3.1.2: Procedure MOBILE_NUMBER_PORTABILITY_IN_TQoD

A.3.2 Functional requirement of MSC

A.3.2.1 Procedure MOBILE_NUMBER_PORTABILITY_IN_OQoD

The procedure MOBILE_NUMBER_PORTABILITY_IN_OQoD is shown in figure A.3.2.1. It is called from the procedure Outgoing_Call_Setup_MSC and from the process MT_CF_MSC defined in 3G TS 23.018 [3].

The text in this clause is a supplement to the definition in the SDL diagrams; it does not duplicate the information in the SDL diagrams.

The MSC may recognise own numbers as not being within the ported number range. For foreign numbers however, the MSC will not in general know whether the number is portable. The test “called party number is a portable national MSISDN” takes the “yes” exit if the number is a foreign national MSISDN or an own portable MSISDN.

The "query" to NPDB contains the service key for MNP query and the called party's MSISDN.

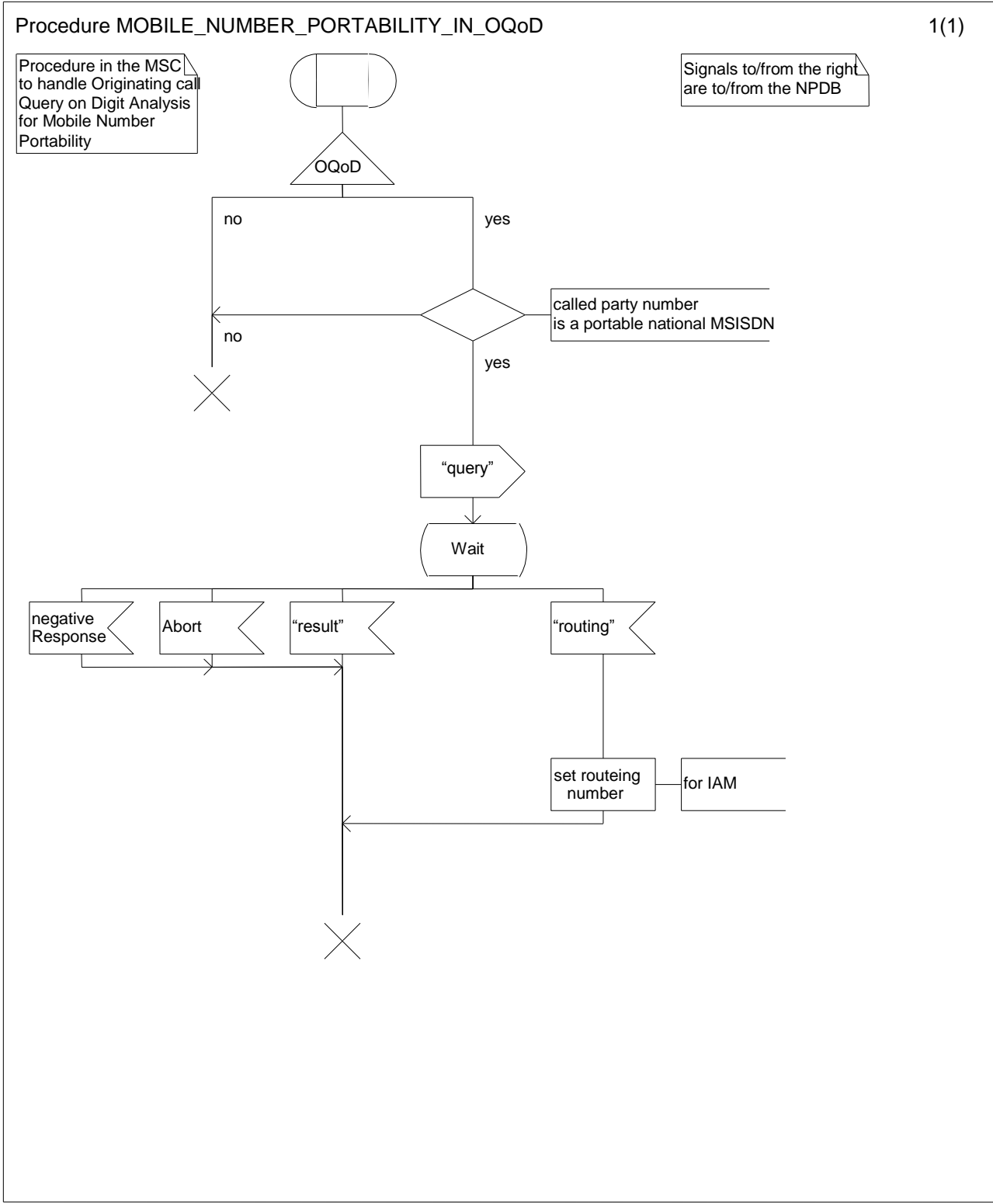


Figure A.3.2.1: Procedure MOBILE_NUMBER_PORTABILITY_IN_OQoD

A.3.3 Functional requirement of NPDB

A.3.3.1 Process IN_QUERY_NPDB

The process IN_QUERY_NPDB is shown in figure A.3.3.1.

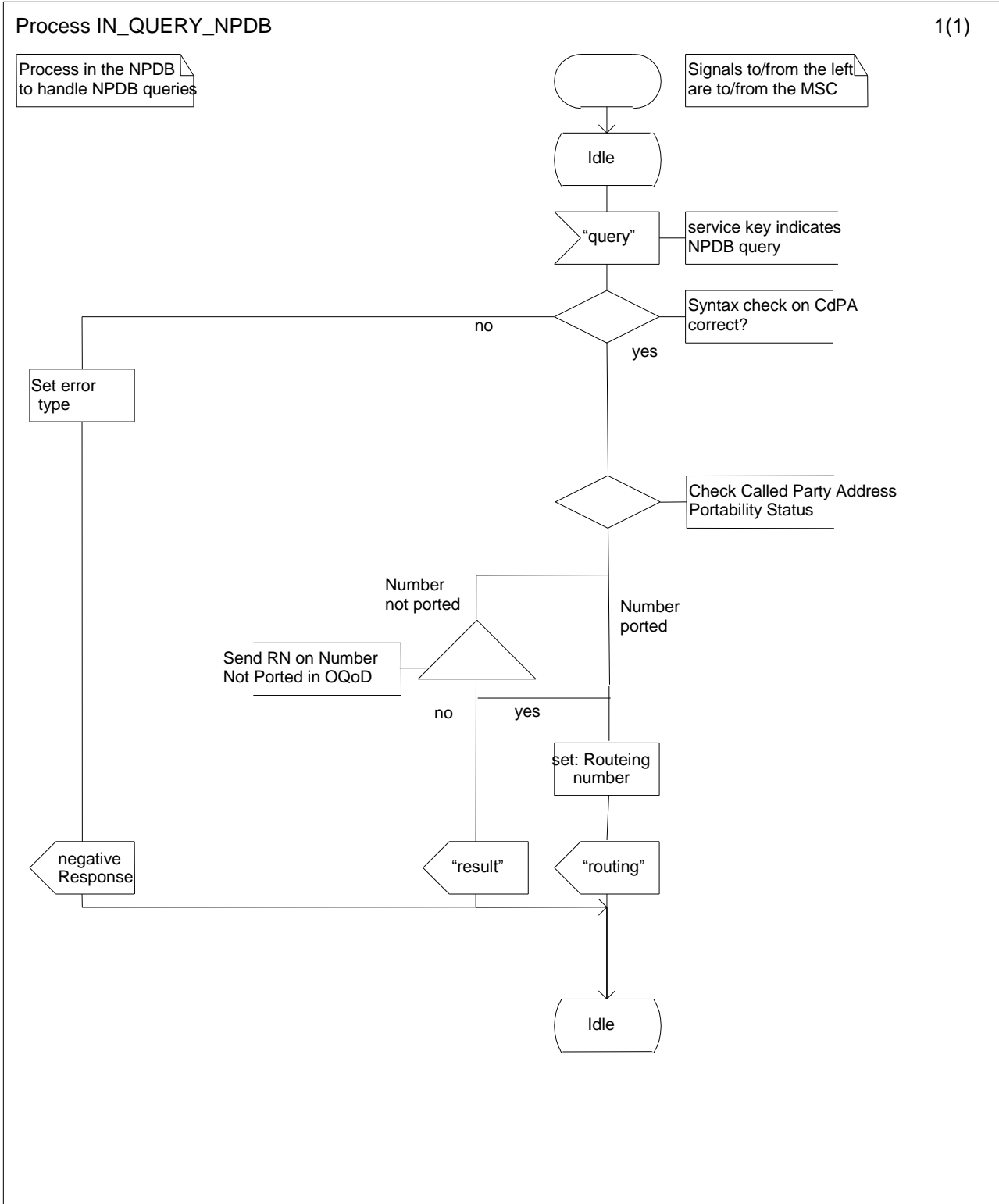


Figure A.3.3.1: Process IN_QUERY_NPDB

A.4 Contents of messages

This clause specifies the content of the following messages:

On the ISUP interface:

IAM.

On the MSC - NPDB interface:

"query";

"routing";

"result".

Messages in the MSC – NPDB interface are mapped into ETSI Core INAP or ANSI IN Query messages according to the protocols on this interface. This is listed in the following table:

Messages in MSC-NPDB interface	INAP messages	ANSI IN Query messages
"query"	INITIAL DP	ProvideInstruction:Start
"routing"	CONNECT CONTINUE	ConnectionControl:Connect
"result"	CONTINUE RELEASE CALL	ConnectionControl:Connect

In the tables that follow, information elements are shown as mandatory (M), conditional (C) or optional (O). A mandatory information element shall always be present. A conditional information element shall be present if certain conditions are fulfilled; if those conditions are not fulfilled it shall be absent. An optional element may be present or absent, at the discretion of the application at the sending entity.

A.4.1 Messages on the ISUP interface

A.4.1.1 IAM for ETSI ISUP interface

This message is specified in [14]. It is necessary for the IAM to contain the information needed to route the call to the subscription network of the ported subscriber. The ways in which this may be coded are shown in [14].

A.4.1.2 IAM for ANSI ISUP interface

This message is specified in [8] and [9]. It is necessary for the IAM to contain the information needed to route the call to the subscription network of the ported subscriber. The ways in which this may be coded are shown in [8] and [9].

A.4.2 Messages on the MSC - NPDB interface

A.4.2.1 INITIAL DP

This message is specified in [5]. The following information elements are required:

Information element name	Required	Description
Service Key	M	Identifies the requested IN service (MNP query)
Called Party Number	M	The possibly ported MSISDN

A.4.2.2 INITIAL DP negative response

This message is specified in [5]. The negative response information element can take the following values:

1. missing parameter;
2. unexpected data value;
3. unexpected parameter;
4. system failure.

A.4.2.3 CONNECT

This message is specified in [5]. It shall be ensured that the information in the Connect message shall be aligned with the coding supported in the ISUP signalling.

A.4.2.4 CONTINUE

This message is specified in [5]. This message does not contain any information element.

A.4.2.5 RELEASE CALL

This message is specified in [5]. The following information elements are required:

Information element name	Required	Description
Cause	M	Indicates the reason for releasing the call

A.4.2.6 ProvideInstruction:Start

Parameter	Type	Number of Octets	Contents
Package Type Identifier	M	1	Query with Permission
Component Type Identifier	M	1	Invoke (last)
Operation Code Identifier	M	1	National TCAP
Operation Code	M	2	provideInstruction:Start (reply required)
Service Key	M	11*	10 digit called party number digits
Digits (calling party number)	M ¹	6-9	3,6 or 10 ANI digits
Digits (LATA)	M ¹	6	LATA ID
Originating Station Type	M ¹	1	Binary value of ANI II digits

Note:

* = Value specific for number portability

¹ = This mandatory parameter is required for the message but the content is not essential for number portability.

A.4.2.7 ConnectionControl:Connect

Parameter	Type	Number of Octets	Contents
Package Type Identifier	M	1	Response
Component Type Identifier	M	1	Invoke (last)
Operation Code Identifier	M	1	National TCAP
Operation Code	M	2	connectionControl:Connect (no reply required)
Digits (Carrier)	M ¹	6	3 or 4 digit CIC
Digits (Routing Number)	M	9*	10 digit RN or Dialed Number
Billing Indicators	M ¹	4	Unspecified

Note:

* = Value specific for number portability

¹ = This mandatory parameter is required for the message but the content is not essential for number portability.

Annex B (normative): Handling of Non-Call Related Signalling

B.1 Handling of Non-call Related Signalling

B.1.1 Routing Conventions

Figure B.1.1 illustrates the routing of non-call related signalling messages between networks in a number portability environment.

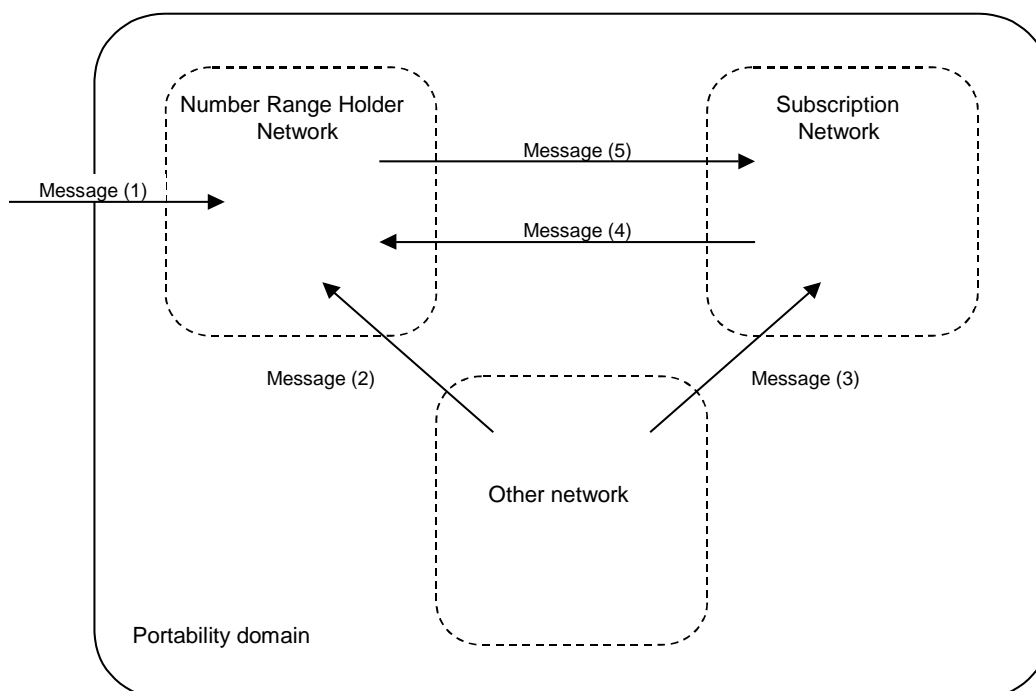


Figure B.1.1: Routing of non-call related signalling messages in a number portability environment

If a non-call related signalling message is originated outside the portability domain, this message (1) is received by the number range holder network. The number range holder network routes the message (5) onward to the subscription network.

If a non-call related signalling message is originated in a network inside the portability domain and this network supports direct routing, this message (3) is routed to the subscription network.

If a non-call related signalling message is originated in a network inside the portability domain and this network does not support direct routing, the message (2, 4) is routed to the number range holder network. The number range holder network routes the message (5) onward to the subscription network. This is referred to as indirect routing.

B.1.2 Network Architecture

In a PLMN that supports MNP, non-call related signalling messages as mentioned in section B.1.1 are relayed by an MNP-Signalling Relay Function (MNP-SRF). The MNP-SRF provides re-routing capability for signalling messages addressed using the MSISDN. The MNP-SRF obtains routing information from the NP database to identify the subscription network associated with a particular national MSISDN. The interface between the MNP-SRF and the NP database is considered implementation dependent and is not detailed further. For further details see clause 4.3.

From the perspective of the PLMN in which the MNP-SRF resides, the MSISDN in the CdPA represents either:

- 1 An own number ported out.
- 2 An own number not ported out.
- 3 A foreign number ported in.
- 4 A foreign number ported to a foreign network.
- 5 A foreign number not known to be ported.

When a PLMN supports direct routing (clause B.1.1), all non-call related signalling messages where the MSISDN in the CdPA belongs to a number range owned by a PLMN in the portability domain and all non-call related signalling messages which are relayed towards the network, are routed to the PLMN's MNP-SRF for treatment.

In case 2 and 3 the MNP-SRF relays the message to the Subscriber Database supporting the Network Service e.g. HLR and Calling Name Database.

In case 1, 4 and 5 the MNP-SRF relays the message to subscription network.

When a PLMN does not support direct routing, only non-call related signalling messages where the MSISDN in the CdPA belongs to a number range owned by the PLMN itself and all non-call related signalling messages which are relayed towards the network are routed to the PLMN's MNP-SRF for treatment. All other messages are routed to the number range holder network.

For this routing convention, only cases 1, 2 and 3 are applicable:

In case 2 and 3 the MNP-SRF relays the message to the Subscriber Database supporting the Network Service e.g. HLR and Calling Name Database.

In case 1 the MNP-SRF relays the message to the subscription network.

B.2 Signalling Scenarios

B.2.1 Non-call Related Signalling Message for a Non-ported Number – Indirect Routeing

Figure B.2.1 shows the MNP-SRF operation for routeing a non-call related signalling message for a non-ported number where the interrogating network is inside the portability domain and indirect routeing is used or the interrogating network is outside the portability domain.

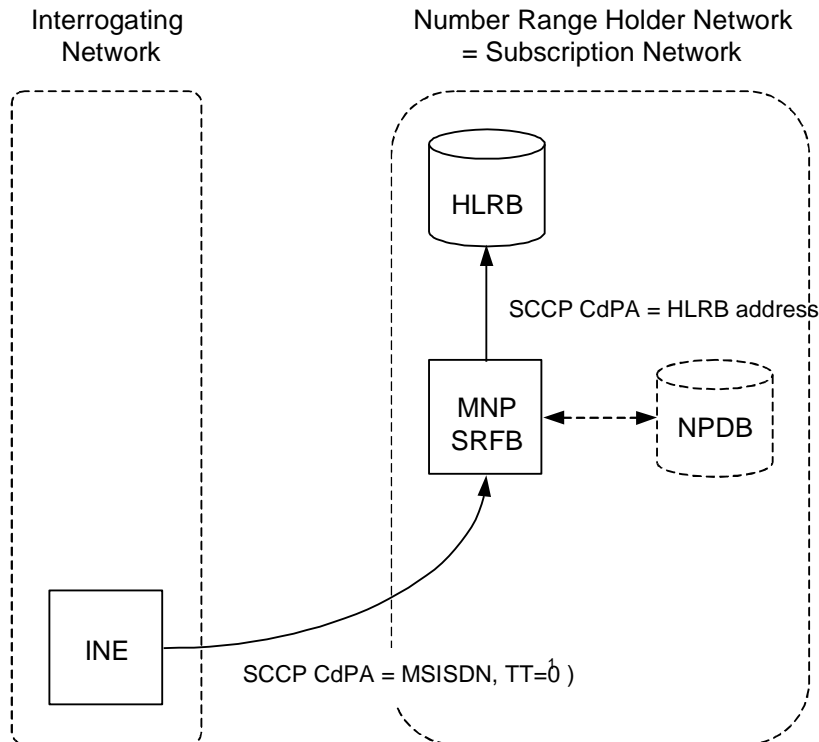


Figure B.2.1: MNP-SRF operation for routeing a non-call related signalling message for a non-ported number where the interrogating network is inside the portability domain and indirect routeing is used or the interrogating network is outside the portability domain

NOTE: that the TT may have a different value, e.g. TT=17 in the case of CCBS Requests and TT=14 in the case of ANSI Routing of SRI_For_Short Message.

The Interrogating Network Entity (INE) submits a non-call related signalling message. When MNP-SRFB receives the message, MNP-SRF operation is triggered. The MNP-SRF functionality analyses the MSISDN in the CdPA and identifies the MSISDN as being non-ported using information that may be retrieved from an NP database. Figure B.2.1 shows an example where the MNP-SRF function then re-routes the message to HLRB.

B.2.2 Non-call Related Signalling Message for a Ported or Non-ported Number – Direct Routing

Figure B.2.2 shows the MNP-SRF operation for routing a non-call related signalling message for a ported or non-ported number where the interrogating network supports direct routing. If the interrogating network is the subscription network, MNP-SRFA and MNP-SRFB coincide; i.e. the signalling message passes the MNP-SRF only once.

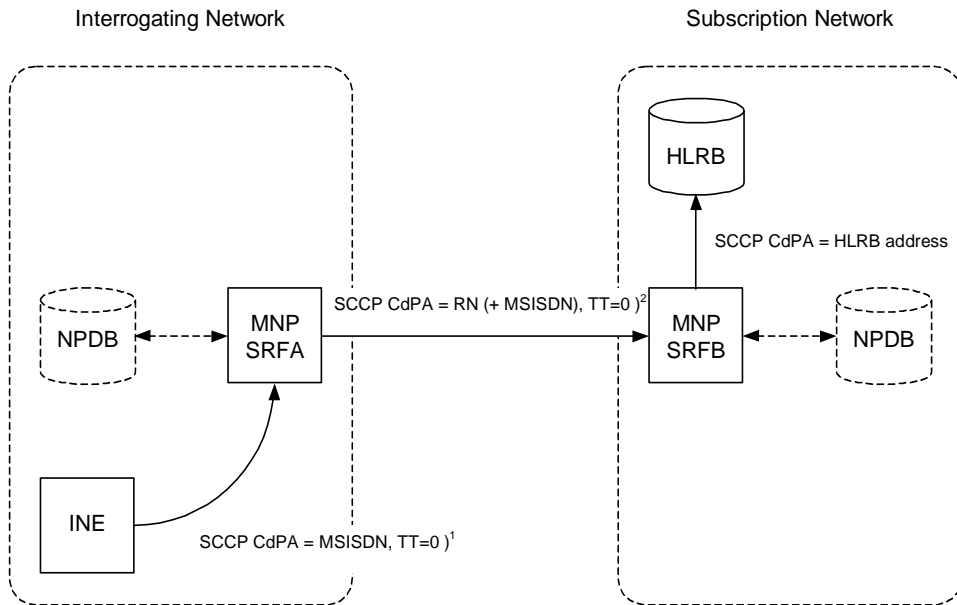


Figure B.2.2: MNP-SRF operation for routing a non-call related signalling message for a ported or non-ported number where the interrogating network supports direct routing

NOTE 1: the TT may have a different value, e.g. TT=17 in the case of CCBS Requests and TT=14 in the case of ANSI Routing of SRI_For_Short Message .

NOTE 2: the CdPA may have different values in the GT address and the nature of address fields.

The Interrogating Network Entity (INE) submits a non-call related signalling message. When MNP-SRFA receives the message, MNP-SRF operation is triggered. The MNP-SRF functionality analyses the MSISDN in the CdPA and identifies the subscription network using information that may be retrieved from an NP database. The MNP-SRF function then modifies the CdPA according to the rules agreed for the portability domain and routes the message to MNP-SRFB in the subscription network.

When MNP-SRFB receives the message, MNP-SRF operation is triggered. The MNP-SRF functionality analyses the MSISDN in the CdPA and identifies the MSISDN as being ported into the network using information that may be retrieved from an NP database. Figure B.2.2 shows an example where the MNP-SRF function then re-routes the message to HLRB.

B.2.3 Non-call Related Signalling Message for a Ported Number - Indirect Routing

Figure B.2.3 shows the MNP-SRF operation for indirectly routing (i.e. via the number range holder network) a non-call related signalling message for a ported subscriber.

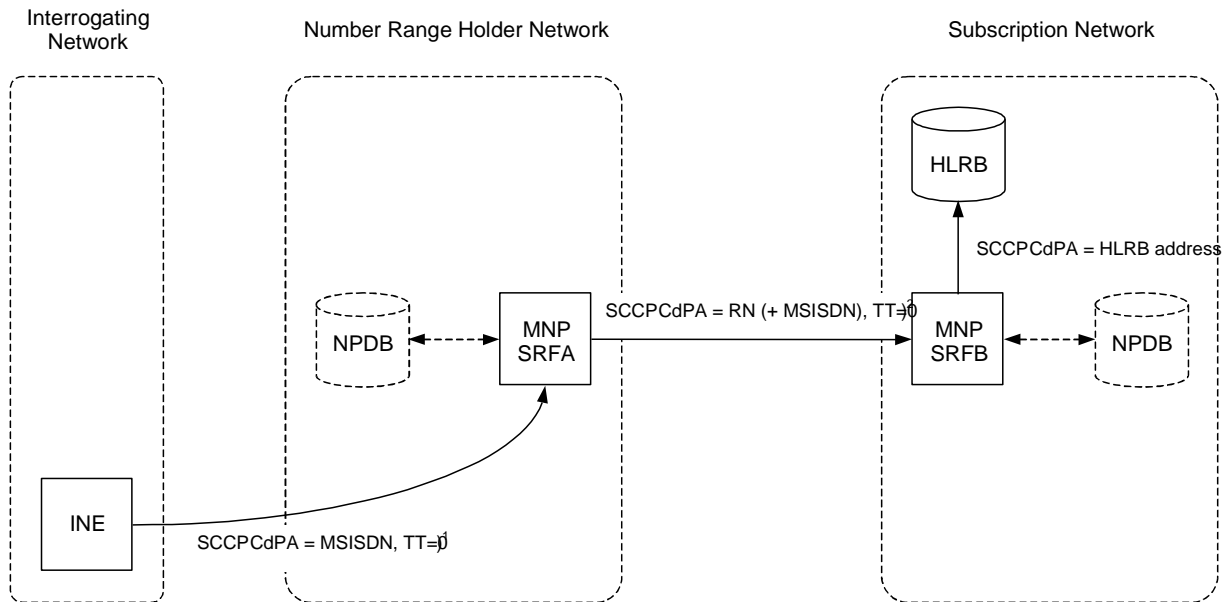


Figure B.2.3: MNP-SRF operation for indirectly routing (i.e. via the number range holder network) a non-call related signalling message for a ported subscriber

NOTE 1: the TT may have a different value, e.g. TT=17 in the case of CCBS Requests and TT=14 in the case of ANSI Routing of SRI_For_Short Message.

NOTE 2: the CdPA may have different values in the GT address and the nature of address fields.

The Interrogating Network Entity (INE) submits a non-call related signalling message. This message is routed on MSISDN global title to MNP-SRFA in the number range holder network.

When MNP-SRFA receives the message, MNP-SRF operation is triggered. The MNP-SRF functionality analyses the MSISDN in the CdPA and identifies the subscription network using information that may be retrieved from an NP database. The MNP-SRF function then modifies the CdPA according to the rules agreed for the portability domain and routes the message to MNP-SRFB in the subscription network.

When MNP-SRFB receives the message, MNP-SRF operation is triggered. The MNP-SRF functionality analyses the MSISDN in the CdPA and identifies the MSISDN as being ported into the network using information that may be retrieved from an NP database. Figure B.2.3 shows an example where the MNP-SRF function then re-routes the message to HLRB.

B.3 Functional Requirements of Network Entities

B.3.1 Procedure MNP_SRF_Non_Call_Related

Figure B.3.1 shows the procedure MNP_SRF_Non_Call_Related. This procedure handles non-call related signalling messages. It is called from the process MNP_SRF (see chapter 4.3).

The check “CdPA contains own number ported out?” identifies all mobile numbers from number ranges allocated to the network the MNP-SRF is located in and which are ported to other networks. In this case the message is relayed to the subscription network.

The check “CdPA contains own number not ported out?” identifies all mobile numbers from the number ranges allocated to the network the MNP-SRF is located in and which are still served by the network the MNP-SRF is located in, i.e. the numbers are not ported out. In this case the message is relayed to the HLR in the network.

The check “CdPA contains foreign number ported in?” identifies all mobile numbers from the number ranges not allocated to the network the MNP-SRF is located in and which are served by the network the MNP-SRF is located in, i.e. the numbers are ported in. In this case the message is relayed to the HLR in the network.

The check “CdPA contains foreign number ported to a foreign network?” identifies all mobile numbers from the number ranges not allocated to the network the MNP-SRF is located in and which are not served by the MNP-SRF is located in and not served by the network the number range is allocated to, i.e. the numbers are ported to a foreign network. In this case the message is relayed to the subscription network.

The remaining numbers “CdPA contains number not known to be ported ?” are mobile numbers from the number ranges not allocated to the network the MNP-SRF is located in and which are also not served by the network the MNP-SRF is located in. In this case the message is relayed to the number range holder network.

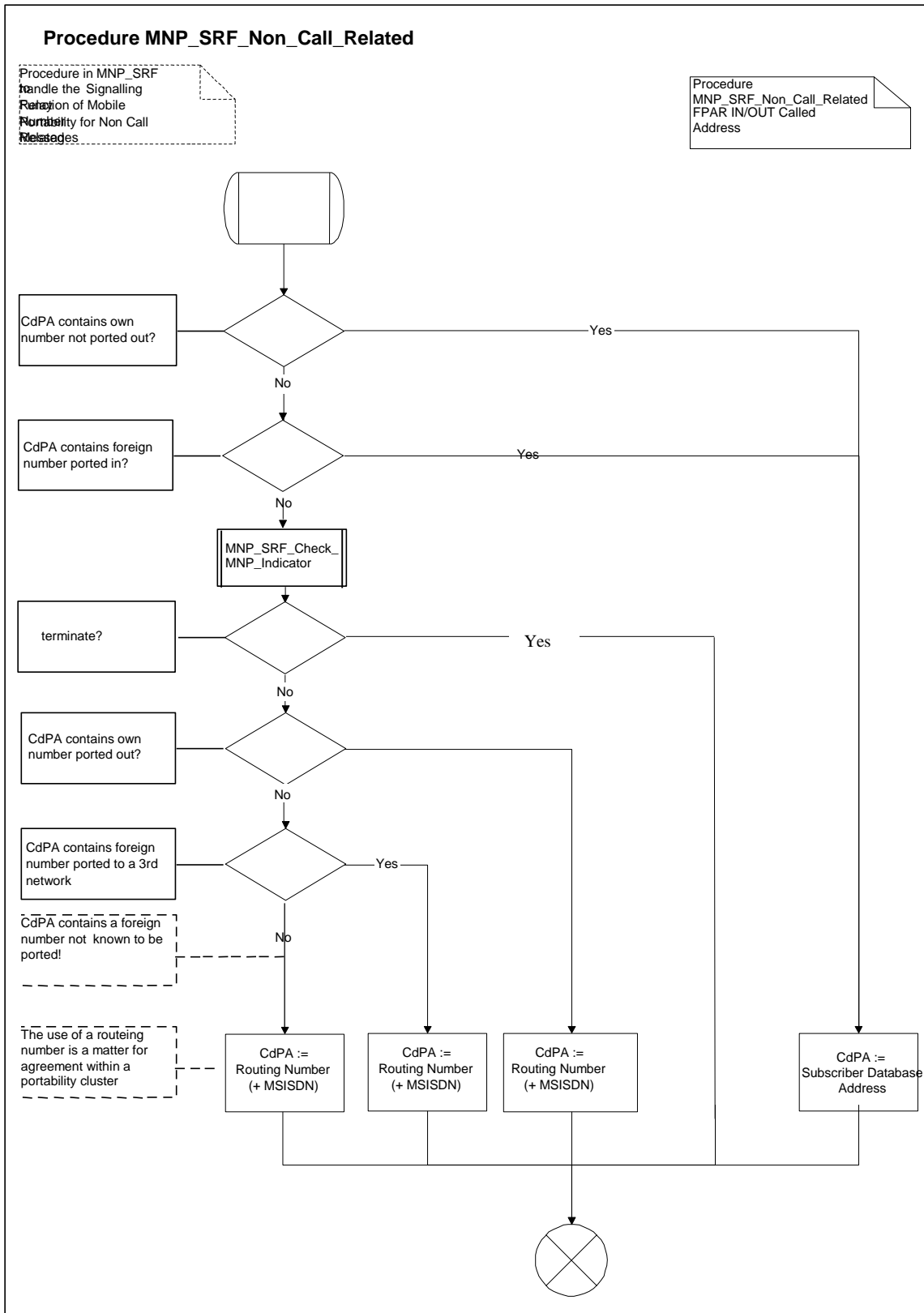


Figure B.3.1: Procedure MNP_SRF_Non_Call_Related

B.4 Signalling Scenarios (informative)

This (informative) chapter contains examples of signalling scenarios.

B.4.1 Delivery of SMS to a Non-ported Number – Direct Routeing – MNP-SRF acts as SCCP Relay

Figure B.4.1 shows the MNP-SRF operation for delivering an SMS message to a non-ported number.

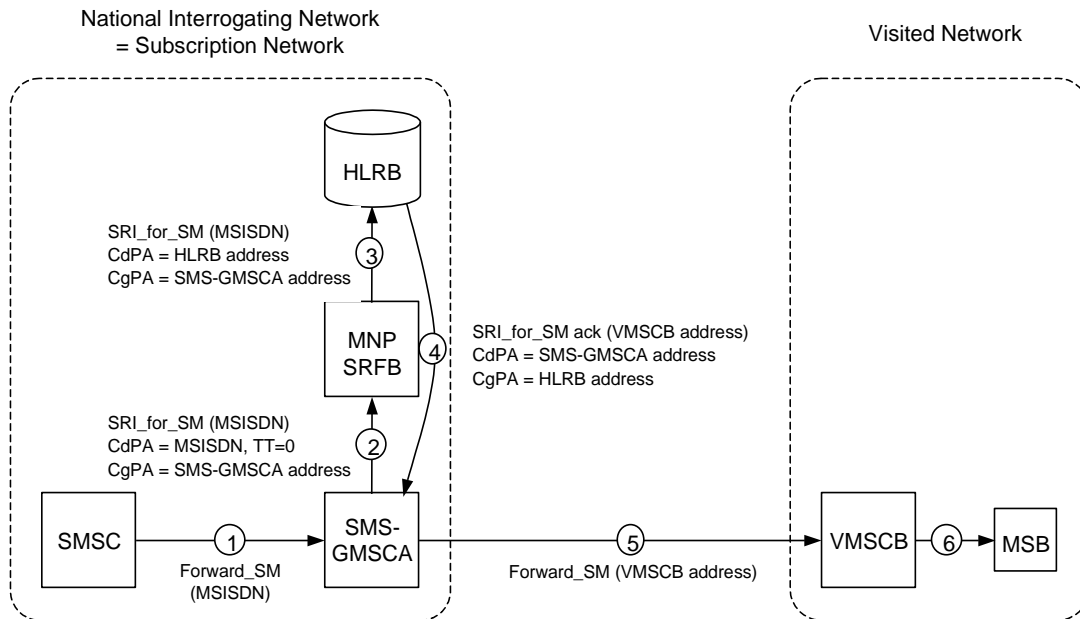


Figure B.4.1: SRF operation for delivering an SMS message to a non-ported number where the SRI_for_SM message is submitted by a national interrogating network

1. The SMSC forwards a SM to the SMS-GMSC via a proprietary interface.
2. The SMS-GMSC generates a routing enquiry for SM delivery. The MAP SRI_for_SM message is routed to the network's MNP-SRF.
3. When MNP-SRFB receives the message, MNP-SRF operation is triggered. The MNP-SRF functionality analyses the MSISDN in the CdPA and identifies the MSISDN as being non-ported using information which may be retrieved from an NP database. The MNP-SRF function then populates the CdPA with an HLRB address. After modifying the CdPA, the message is routed to HLRB.
4. HLRB responds to the routing enquiry by sending back an SRI_for_SM ack with the address of the VMSC.
5. The SMS-GMSC can now deliver the message to the VMSCB using a Forward_SMS message.
6. VMSCB further delivers the message to MSB.

B.4.2 Delivery of SMS to a Non-ported Number - Direct Routing – MNP-SRF acts as Higher-level Relay

Figure B.4.2 shows the MNP-SRF operation for delivering an SMS message to a non-ported number where the SRI_for_SM message is submitted by a national interrogating network. For further details of the higher level relay function (e.g. TC relay), the reader is referred to [7].

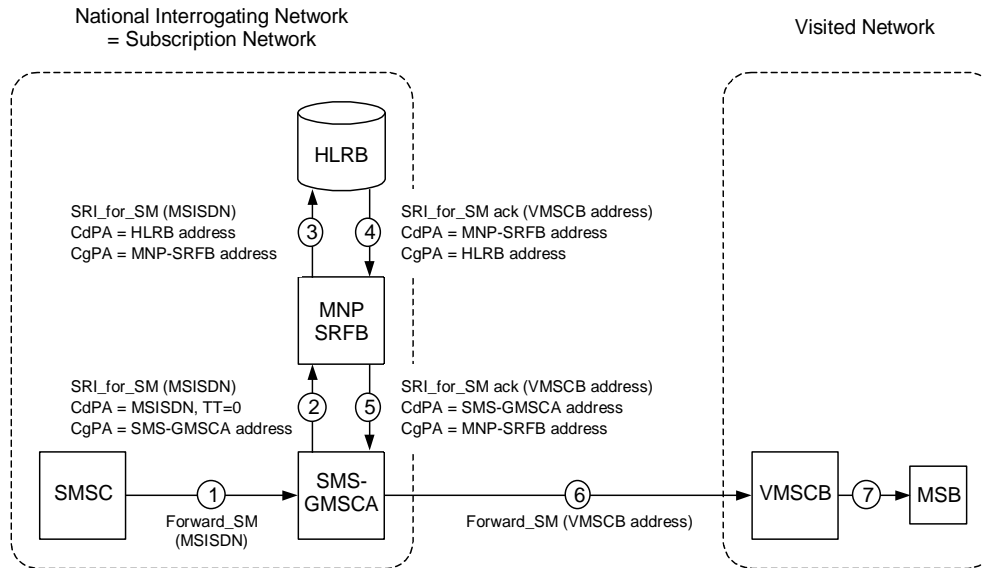


Figure B.4.2: SRF operation for delivering an SMS message to a non-ported number where the SRI_for_SM message is submitted by a national interrogating network

1. The SMSC forwards a SM to the SMS-GMSCA via a proprietary interface.
2. The SMS-GMSCA generates a routing enquiry for SM delivery. The MAP SRI_for_SM message is routed to the network's MNP-SRF.
3. When MNP-SRFB receives the message it terminates the TCAP dialogue and an MNP-SRF operation is triggered. The MNP-SRF functionality analyses the MSISDN in the TCAP portion of the message and identifies the MSISDN as being non-ported using information which may be retrieved from an NP database. The MNP-SRF function then initiates a new dialogue and routes the message to HLRB.
4. HLRB responds to the routing enquiry by sending back an SRI_for_SM ack with the address of the VMSC.
5. MNP-SRFB responds to the routing enquiry by sending back an SRI_for_SM ack with the address of the VMSC to the SMS-GMSCA.
6. The SMS-GMSCA can now deliver the message to the VMSCB using a Forward_SMS message.
7. VMSCB further delivers the message to MSB.

B.4.3 Delivery of SMS to a Ported Number – Indirect Routing

Figure B.4.3 shows the MNP-SRF operation for delivering an SMS message to a ported number where the interrogating network does not support direct routing.

The message flows for this scenario are based on the use of an SCCP-relay function in the MNP-SRF(s). If the MNP-SRF(s) use(s) a higher-level relay function (e.g. TC-relay), then the response message will go via the MNP-SRF as shown in B.4.2. For further details of the signalling relay functions, the reader is referred to [7].

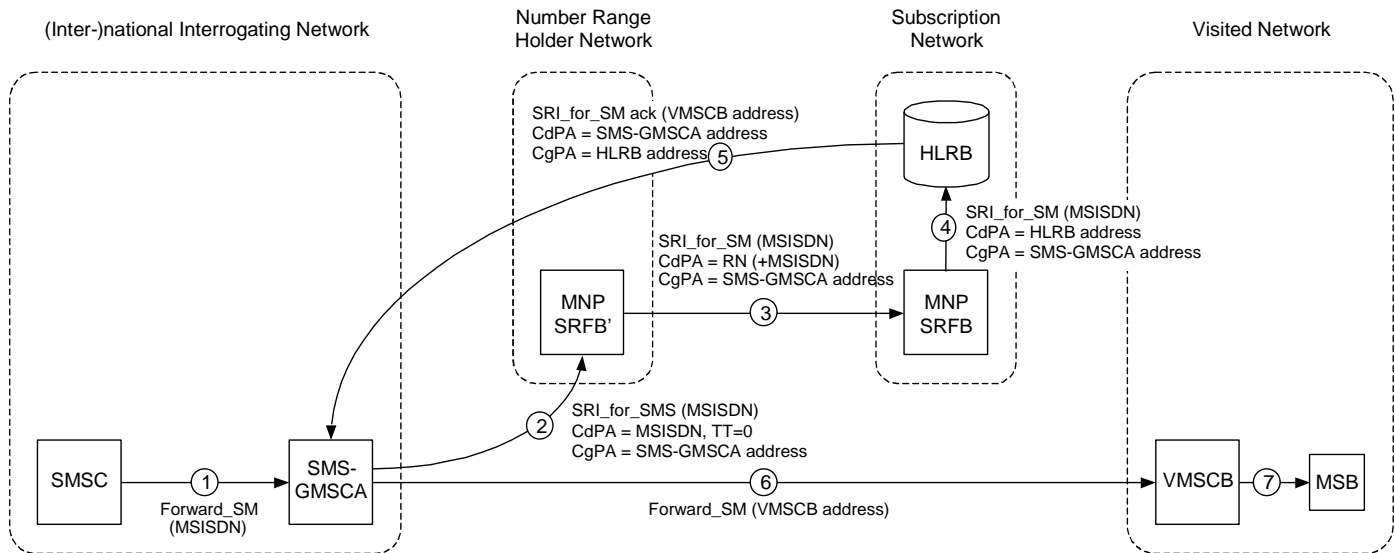


Figure B.4.3: SRF operation for delivering an SMS message to a ported number where the interrogating network does not support direct routing

1. The SMSC forwards a SM to the SMS-GMSC via a proprietary interface.
2. The SMS-GMSC generates a routing enquiry for SM delivery. The MAP SRI_for_SM message is routed to the number range holder network's MNP-SRFB.
3. When MNP-SRFB' receives the message, MNP-SRF operation is triggered. The MNP-SRF functionality analyses the MSISDN in the CdPA and identifies the MSISDN as being ported using information which may be retrieved from an NP database. As the message is non-call related, the MNP-SRF function then populates the CdPA with either a routing number or a concatenation of a routing number and MSISDN. After modifying the CdPA, the message is routed to MNP-SRFB in the subscription network.
4. When MNP-SRFB receives the message, MNP-SRF operation is triggered. The MNP-SRF functionality analyses the MSISDN in the CdPA and identifies the MSISDN as being ported into the network using information which may be retrieved from an NP database. The MNP-SRF function then populates the CdPA with an HLRB address. After modifying the CdPA, the message is routed to HLRB.
5. HLRB responds to the routing enquiry by sending back an SRI_for_SM ack with the address of the VMSCB.
6. The SMS-GMSC can now deliver the message to the VMSCB using a Forward_SMS message.
7. VMSCB further delivers the message to MSB.

B.4.4 Delivery of SMS to a Ported Number – Direct Routing

Figure B.4.4 shows the MNP-SRF operation for delivering an SMS message to a ported number where the interrogating network supports direct routing.

The message flows for this scenario are based on the use of an SCCP-relay function in the MNP-SRFs. If the MNP-SRFs use a higher-level relay function (e.g. TC-relay), then the response message will go via the MNP-SRF as shown in B.4.2. For further details of the signalling relay functions, the reader is referred to [7].

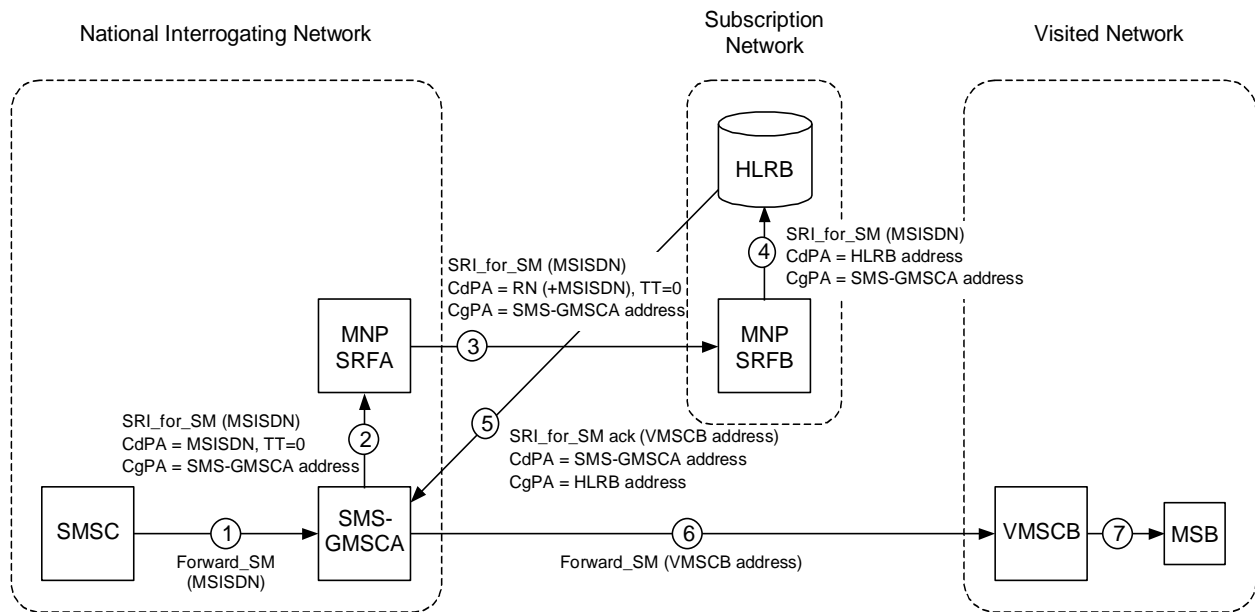


Figure B.4.4: SRF operation for delivering an SMS message to a ported number where the interrogating network supports direct routing

1. The SMSC forwards a SM to the SMS-GMSCA via a proprietary interface.
2. The SMS-GMSCA generates a routing enquiry for SM delivery. The MAP SRI_for_SM message is routed to the network's MNP-SRF.
3. When MNP-SRFA receives the message, MNP-SRF operation is triggered. The MNP-SRF functionality analyses the MSISDN in the CdPA and identifies the MSISDN as being ported using information which may be retrieved from an NP database. As the message is non-call related, the MNP-SRF function then populates the CdPA with either a routing number or a concatenation of a routing number and MSISDN. After modifying the CdPA, the message is routed to MNP-SRFB in the subscription network.
4. When MNP-SRFB receives the message, MNP-SRF operation is triggered. The MNP-SRF functionality analyses the MSISDN in the CdPA and identifies the MSISDN as being ported into the network using information which may be retrieved from an NP database. The MNP-SRF function then populates the CdPA with an HLRB address. After modifying the CdPA, the message is routed to HLRB.
5. HLRB responds to the routing enquiry by sending back an SRI_for_SM ack with the address of the VMSCB.
6. The SMS-GMSCA can now deliver the message to the VMSCB using a Forward_SMS message.
7. VMSCB further delivers the message to MSB.

B.4.5 International SOR for a Non-ported Number

Figure B.4.5 shows the MNP-SRF operation for optimally routing an international call to a non-ported number.

The message flows for this scenario are based on the use of an SCCP-relay function in the MNP-SRF. If the MNP-SRF uses a higher-level relay function (e.g. TC-relay), then the response message will go via the MNP-SRF as shown in B.4.2. For further details of the signalling relay functions, the reader is referred to [7].

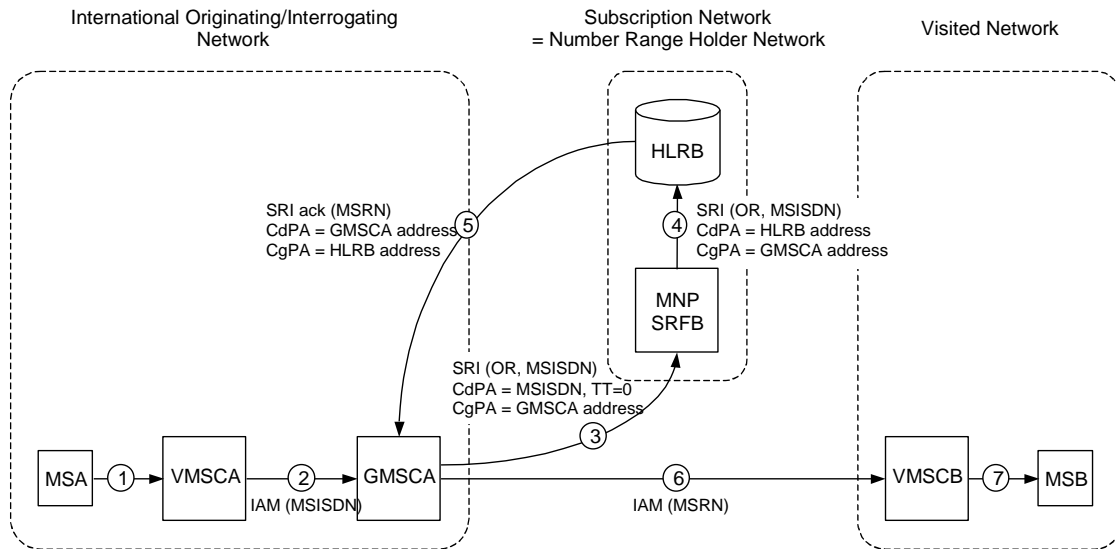


Figure B.4.5: SRF operation for optimally routing an international call to a non-ported number

1. MSA originates a call to MSISDN.
2. VMSCA routes the call to the originating network's GMSCA.
3. When GMSCA receives the ISUP IAM, it requests routing information by submitting a MAP SRI with SOR parameter set to the number range holder network of the dialled MSISDN. Within the number range holder network, the message is routed to the network's MNP-SRFB.
4. When MNP-SRFB receives the message, MNP-SRF operation is triggered. The MNP-SRF functionality analyses the MSISDN in the CdPA and identifies the MSISDN as being non-ported using information which may be retrieved from an NP database. The MNP-SRF function then populates the CdPA with an HLRB address. After modifying the CdPA, the message is routed to HLRB.
5. When HLRB receives the SRI, it responds to the GMSCA by sending back an SRI ack with a MSRN.
6. GMSCA uses the MSRN to route the call to VMSCB.
7. VMSCB further establishes a traffic channel to MSB.

B.4.6 SOR for a Ported Number – Indirect Routing

Figure B.4.6 shows the MNP-SRF operation for optimally routing a call (using SOR) to a ported number where the interrogating network does not support direct routing.

The message flows for this scenario are based on the use of an SCCP-relay function in the MNP-SRFs. If the MNP-SRFs use a higher-level relay function (e.g. TC-relay), then the response message will go via the MNP-SRF as shown in B.4.2. For further details of the signalling relay functions, the reader is referred to [7].

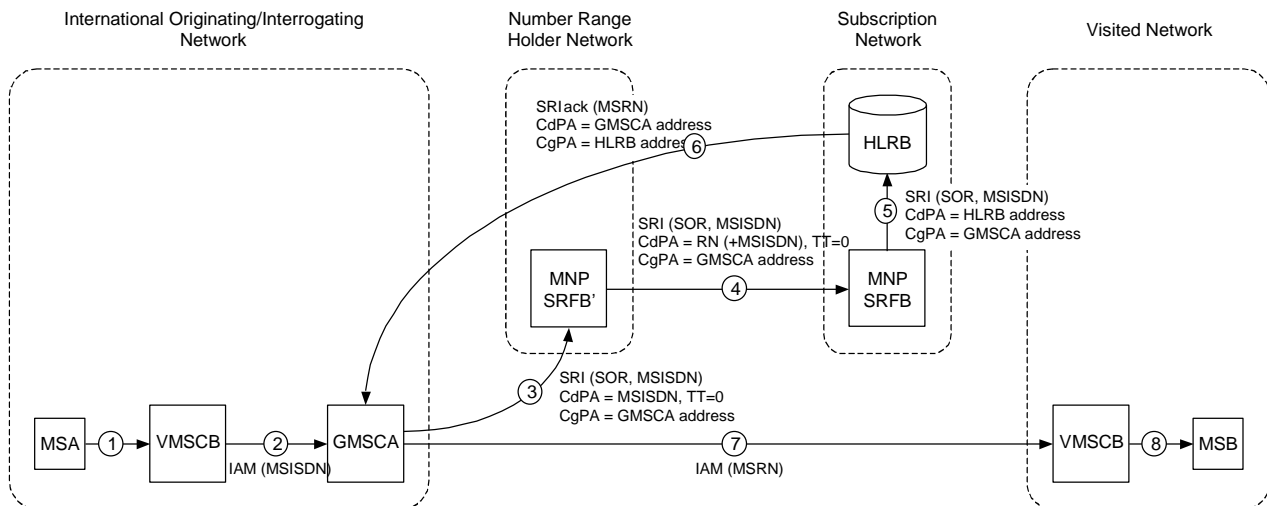


Figure B.4.6: MNP-SRF operation for optimally routing a call (using SOR) to a ported number where the interrogating network does not support direct routing

1. MSA originates a call to MSISDN.
2. VMSCA routes the call to the network's GMSCA.
3. When GMSCA receives the ISUP IAM, it requests routing information by submitting a MAP SRI with SOR parameter set to the number range holder network of the dialled MSISDN. Within the number range holder network, the message is routed to the network's MNP-SRF.
4. When MNP-SRFB' receives the message, MNP-SRF operation is triggered. The MNP-SRF functionality analyses the MSISDN in the CdPA and identifies the MSISDN as being ported using information which may be retrieved from an NP database. As the message is non-call related, the MNP-SRF function then populates the CdPA with either a routing number or a concatenation of a routing number and MSISDN. After modifying the CdPA, the message is routed to MNP-SRFB in the subscription network.
5. When MNP-SRFB receives the message, MNP-SRF operation is triggered. The MNP-SRF functionality analyses the MSISDN in the CdPA and identifies the MSISDN as being ported into the network using information which may be retrieved from an NP database. The MNP-SRF function then populates the CdPA with an HLRB address. After modifying the CdPA, the message is routed to HLRB.
6. When HLRB receives the SRI, it responds to the GMSCA by sending back an SRI ack with a MSRN.
7. GMSCA uses the MSRN to route the call to VMSCB.
8. VMSCB further establishes a traffic channel to MSB.

B.4.7 Any Time Interrogation for a Ported Number – Indirect Routing

Figure B.4.7 shows the MNP-SRF operation for routing an Any_Time_Interrogation message for a ported number where the interrogating network does not support direct routing.

The message flows for this scenario are based on the use of an SCCP-relay function in the MNP-SRFs. If the MNP-SRFs use a higher-level relay function (e.g. TC-relay), then the response message will go via the MNP-SRF as shown in B.4.2. For further details of the signalling relay functions, the reader is referred to [7].

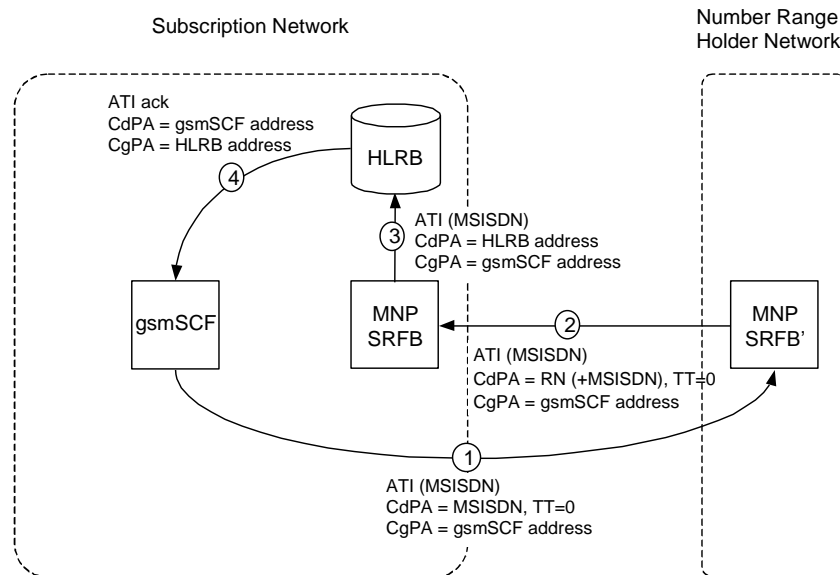


Figure B.4.7: MNP-SRF operation for routing an Any_Time_Interrogation message for a ported number where the interrogating network does not support direct routing

1. The gsmSCF generates an Any_Time_Interrogation (ATI) message. The message is routed to the number range holder network's MNP-SRF.
2. When MNP-SRFB' receives the message, MNP-SRF operation is triggered. The MNP-SRF functionality analyses the MSISDN in the CdPA and identifies the MSISDN as being ported using information which may be retrieved from an NP database. As the message is non-call related, the MNP-SRF function then populates the CdPA with either a routing number or a concatenation of a routing number and MSISDN. After modifying the CdPA, the message is routed to MNP-SRFB in the subscription network.
3. When MNP-SRFB receives the message, MNP-SRF operation is triggered. The MNP-SRF functionality analyses the MSISDN in the CdPA and identifies the MSISDN as being ported into the network using information which may be retrieved from an NP database. The MNP-SRF function then populates the CdPA with an HLRB address. After modifying the CdPA, the message is routed to HLRB.
4. HLRB responds to the ATI by sending back an ATI ack with the requested information.

B.4.8 Any Time Interrogation for a Ported Number – Direct Routing

Figure B.4.8 shows the MNP-SRF operation for routing an Any_Time_Interrogation message for a ported number where the interrogating network supports direct routing.

The message flows for this scenario are based on the use of an SCCP-relay function in the MNP-SRF. If the MNP-SRF uses a higher-level relay function (e.g. TC-relay), then the response message will go via the MNP-SRF as shown in B.4.2. For further details of the signalling relay functions, the reader is referred to [7].

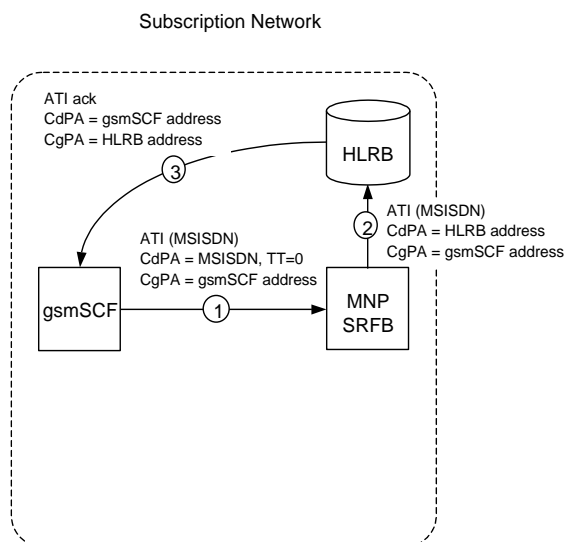


Figure B.4.8: MNP-SRF operation for routing an Any_Time_Interrogation message for a ported number where the interrogating network supports direct routing

1. The gsmSCF generates an Any_Time_Interrogation (ATI) message. The message is routed to the network's MNP-SRF.
2. When MNP-SRFB receives the message, MNP-SRF operation is triggered. The MNP-SRF functionality analyses the MSISDN in the CdPA and identifies the MSISDN as being ported into the network using information which may be retrieved from an NP database. The MNP-SRF function then populates the CdPA with an HLRB address. After modifying the CdPA, the message is routed to HLRB.
3. HLRB responds to the ATI by sending back an ATI ack with the requested information.

B.4.9 CCBS where the Busy Subscriber is a Ported Subscriber - Direct Routing

Figure B.4.9 shows the MNP-SRF operation for routing a CCBS Request for a ported number where the interrogating network supports direct routing.

The message flows for this scenario are based on the use of an SCCP-relay function in the MNP-SRFs. If the MNP-SRFs use a higher-level relay function (e.g. TC-relay), then the response message will go via the MNP-SRF as shown in B.4.2. For further details of the signalling relay functions, the reader is referred to [7].

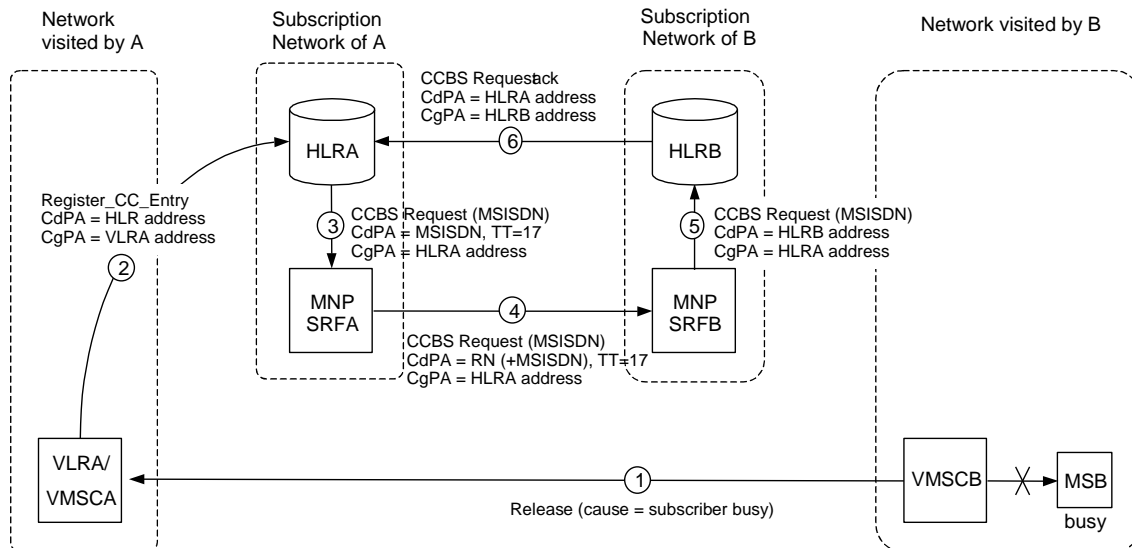


Figure B.4.9: MNP-SRF operation for routing a CCBS Request for a ported number where the interrogating network supports direct routing

1. The VMSCA receives a ISUP Release message with cause value 'subscriber busy' from VMSCB.
2. VLRA/VMSCA sends a Register_CC_Entry to HLRA using the HLRA address as CdPA on SCCP.
3. The HLRA sends a CCBS Request message to the networks MNP-SRFA.
4. When MNP-SRFA receives the message, MNP-SRF operation is triggered. The MNP-SRF functionality analyses the MSISDN in the CdPA and identifies the MSISDN as being ported using information which may be retrieved from an NP database. As the message is non-call related, the MNP-SRF function then populates the CdPA with either a routing number or a concatenation of a routing number and MSISDN. After modifying the CdPA, the message is routed to MNP-SRFB in the subscription network.
5. When MNP-SRFB receives the message, MNP-SRF operation is triggered. The MNP-SRF functionality analyses the MSISDN in the CdPA and identifies the MSISDN as being ported into the network using information which may be retrieved from an NP database. The MNP-SRF function then populates the CdPA with an HLRB address. After modifying the CdPA, the message is routed to HLRB.
6. HLRB can now respond to HLRA by sending back a CCBS ack message.

B.4.10 Calling Name Presentation Flows – MNP-SRF acts as SCCP Relay

Figure B.4.10 shows the MNP-SRF operation for delivering an CNAP message to an ANSI Calling Name Database.

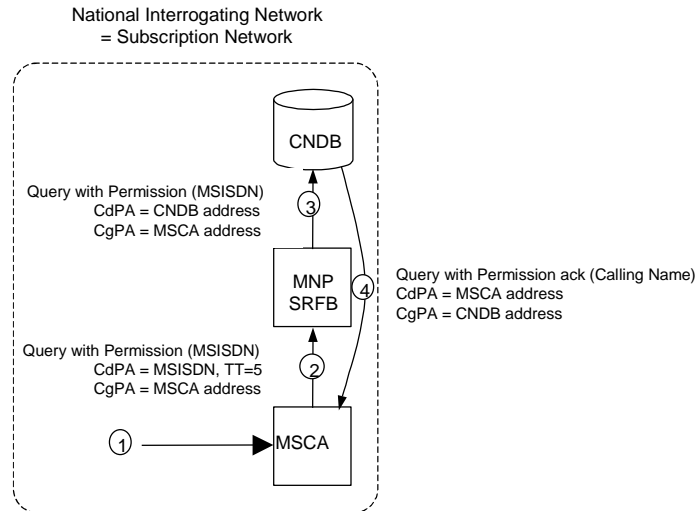


Figure B.4.10: SRF operation for delivering a CNAP message to the CNDB

1. An incoming call (an Initial Address message with Generic Name parameter set to “presentation allowed”) is received at a MSC. The MSC interogates the VLR to determine if the called party is subscribed to the CNAP service. The VLR Response indicates that the called party is subscribed to CNAP;
2. The MSC generates a TCAP message “Query With Permission”. The Query With Permission message is routed to the network’s MNP-SRF;
3. When MNP-SRFB receives the message, MNP-SRF operation is triggered. The MNP-SRF functionality analyses the MSISDN in the CdPA and identifies which CNDB the MSISDN is populated using information which may be retrieved from an NP database. The MNP-SRF function then populates the CdPA with a CNDB address. After modifying the CdPA, the message is routed to CNDB;
4. CNDB responds to the routing enquiry by sending back a Query With Permission ack with the address of the MSC. The MSC can now deliver the Calling Name to the terminating subscriber .

Annex C (normative): MNP Signalling Relay Function - Call Related Signalling

C.1 Handling of Call Related Signalling

The MAP messages affected by MNP are the MAP_SEND_ROUTING_INFORMATION (SRI) message without OR parameter set sent to the HLR and the MAP_ANY_TIME_INTERROGATION (ATI) message with parameter MNP-requestedInfo present terminated in the MNP-SRF.

In a PLMN supporting MNP with direct routing using signalling relay, all incoming calls and calls originated in the network for which the called party number is within the ranges owned by any network in the portability domain, the gateway MSCs will send an SRI such that it will be handled by the MNP-SRF in that network.

In a PLMN supporting MNP with direct routing, where the called party number is within the ranges owned by any network in the portability domain, the INE sends an MNP Information request (ATI) such that it will be handled by the MNP-SRF in the network.

In a PLMN supporting MNP with indirect routing using signalling relay, all incoming calls and calls originating in the network, for which the called party number is within the range owned by the network, the gateway MSCs will send SRI such that it will be handled by the MNP-SRF in that network.

In a PLMN supporting MNP with indirect routing, the INE sends an MNP Information Request (ATI) such that it will be handled by the MNP-SRF in the Number Range Holder Network.

The MNP-SRF obtains routing information from the NP database to identify the subscription network associated with a particular national MSISDN. The interface between the MNP-SRF and the NP database is considered implementation dependent and is not detailed further.

From the perspective of the PLMN in which the MNP-SRF resides, the CdPA represents one of:

1. An own number ported out.
2. An own number not ported out.
3. A foreign number ported in.
4. A foreign number ported to a foreign network.
5. A foreign number not known to be ported.

Cases 4 and 5 are applicable only for direct routing.

For SRI:

In case 1, the MNP-SRF may perform one of the following depending on agreements within the number portability domain.

- a. An SRI response is sent containing the necessary routing information to route the call to the subscription network. This is performed by an internal MAP Application Termination Function (MATF) known as the Number Portability Location Register (NPLR).
- b. If indirect routing of calls with reference to the subscription network is used, the message is relayed to the MNP-SRF in the subscription network, whose NPLR provides the necessary routing information in an SRI response. The use of an NPLR in the subscription network can only be by agreement within the number portability domain.

In cases 2 and 3, the MNP-SRF relays the message to the HLR. For further details of the signalling relay function, the reader is referred to [7].

In case 4, an SRI response is sent, containing the necessary routing information to route the call to the subscription network.

In case 5, an SRI response is sent, containing the necessary routing information to route the call to the number range holder network.

For ATI:

In all cases the MNP information request (ATI) is sent to the MNP_SRF_MATF_Info_Request procedure/ MAP Application Termination Function (MATF) for handling. A response is sent to the INE containing MNP information or an error is returned.

C.2 Functional Requirements of Network Entities

C.2.1 Procedure MNP_SRF_MATF_Call_Related

Figure C.2.2 shows the procedure MNP_SRF_MATF_Call_Related. This procedure handles call-related signalling messages. It is called from the process MNP_SRF (see clause 4.3).

The check “message has been relayed” identifies all call related signalling messages which are relayed from the number range holder network towards the subscription network in the case of Indirect Routing with reference to subscription network implementation. These messages only refer to numbers ported into the network.

The check “own number not ported out” identifies all mobile numbers from number ranges allocated to the network the MNP-SRF/MATF is located in and which are not ported to other networks. In this case the call related message is relayed to the HLR in the network.

The check “foreign number ported in” identifies all mobile numbers from the number ranges not allocated to the network the MNP-SRF/MATF is located in and which are served by the network the MNP-SRF/MATF is located in. In this case the call related message is relayed to the HLR in the network.

The check “foreign number not known to be ported” identifies all mobile numbers from the number ranges not allocated to the network the MNP-SRF/MATF is located in and which are also not served by the network the MNP-SRF/MATF is located in. In this case the call is sent to the SRF_MATF procedure for handling.

The check “foreign number ported to foreign network” identifies all mobile numbers from the number ranges not allocated to the network the MNP-SRF/MATF is located in and which are not served by the network the MNP-SRF is located in and not served by the network the number range is allocated to, i.e. the number is ported between two other networks. In this case the call related message is sent to the SRF_MATF procedure for handling.

The remaining cases “own number ported out” are mobile numbers allocated to the network the MNP-SRF/MATF is located in and which are served by other networks, i.e. the number is ported out to another network. In this case the call is relayed to the MATF in the subscription network if this option is the one used by the operator, or sent to the SRF_MATF procedure for handling if not.

C.2.2 Process SRI_NPLR

Figure C.2.2.2 shows the process SRI_NPLR.

The check “unknown subscriber” identifies a subscriber without any associated available information.

If the GMSC is in the database own network then a routing number is provided to route to the number range holder network.

If the GMSC is not in the database own network then the enquiry has been routed from the number range holder network, so the call should fail.

The database query uses the MSISDN received at the application level in the SRI, rather than the CdPA of the SCCP level.

If an error must be set as a result of the check “terminate”, the user error “unknown subscriber” shall be used. If version 3 or higher of the MAP protocol is in use, then the diagnostic “NPDB mismatch” may be used.

The check “HPLMN MSISDN Range” identifies if the MSISDN received in the SRI exists in a MSISDN Range owned by the HPLMN. This is a North American Network implementation option and allows a MAP Error “Unknown Subscriber” to be sent to the GMSC instead of the MSISDN.

The check “HPLMN RN Range” identifies if the Routeing Number assigned to the MSISDN within the SRI_NPLR is assigned to the HPLMN. This is a North American Network implementation option and allows a MAP Error “Unknown Subscriber” to be sent to the GMSC instead of the RN+MSISDN.

C.2.3 Procedure MNP_SRF_MATF_Info_Request

Figure C.2.3.1 shows the procedure MNP_SRF_MATF_Info_Request. This procedure handles an information request signalling message to provide MNP information for a subscriber. It is called from the process MNP_SRF (see clause 4.3).

C.2.4 Process ATI_NPLR

Figure C.2.3.2 shows the process ATI_NPLR.

The database query uses the MSISDN received at the application level in the ATI, rather than the CdPA of the SCCP level.

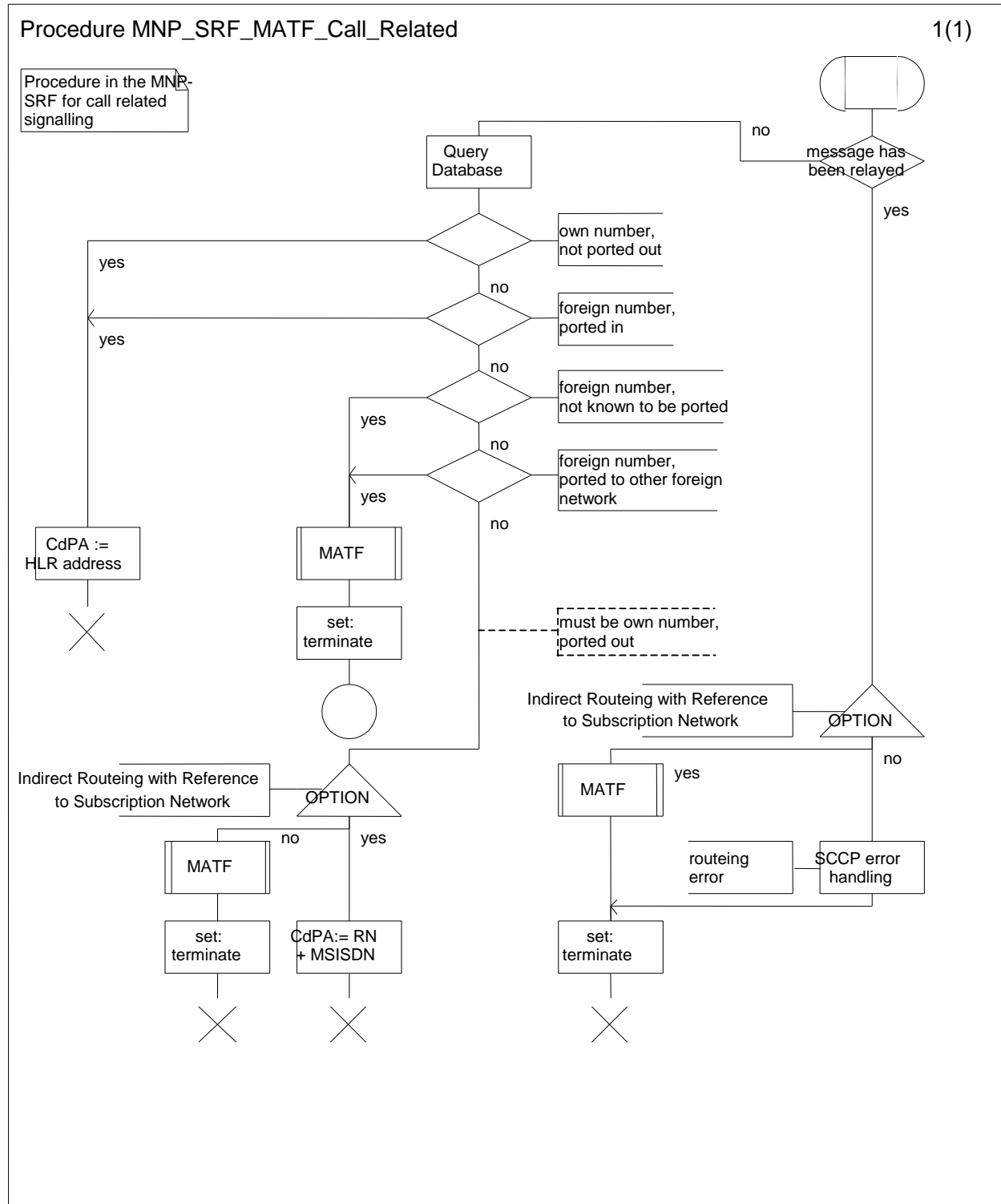


Figure C.2.2: Procedure MNP_SRF_MATF_Call_Related

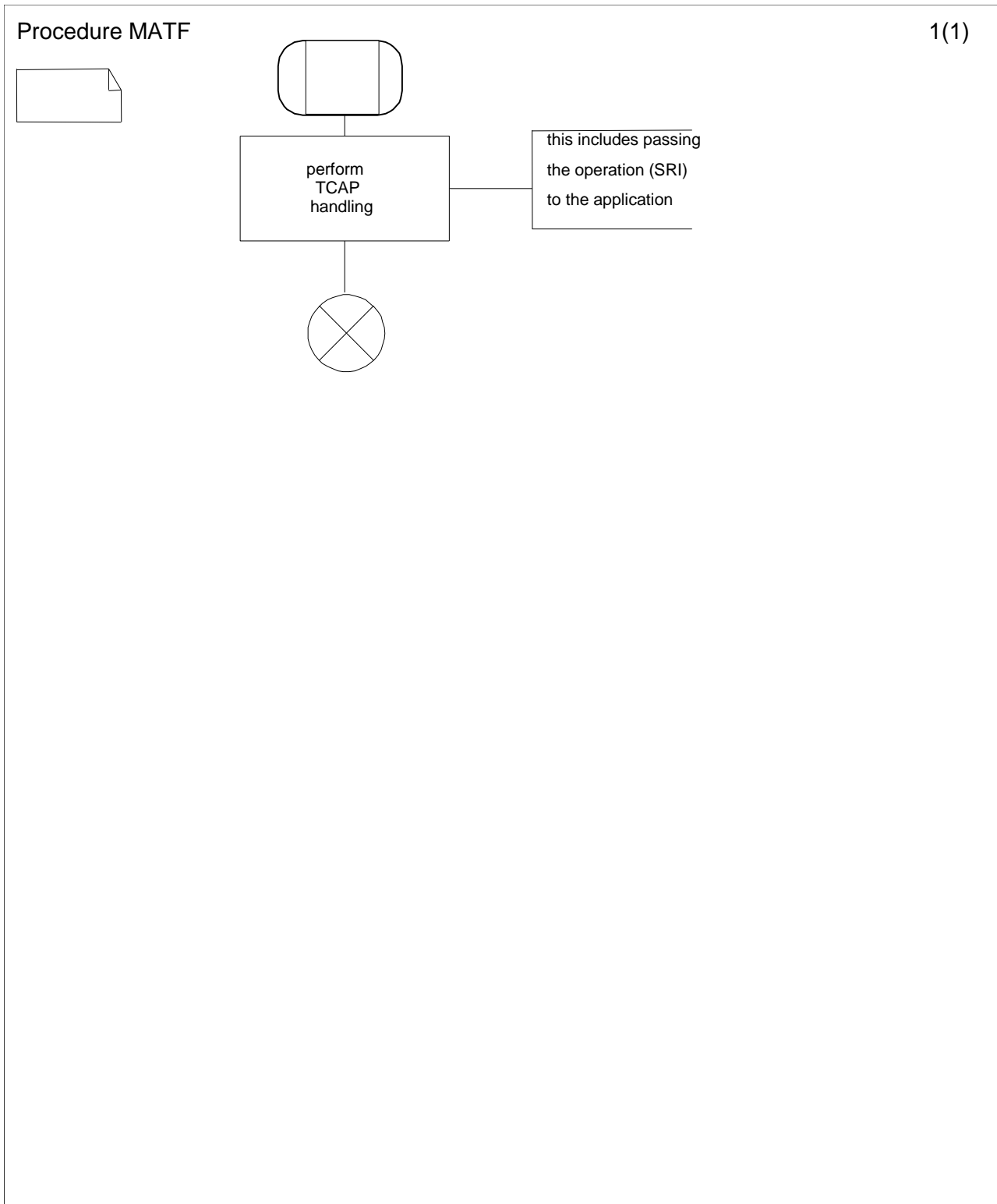


Figure C.2.2.1: Procedure MATF

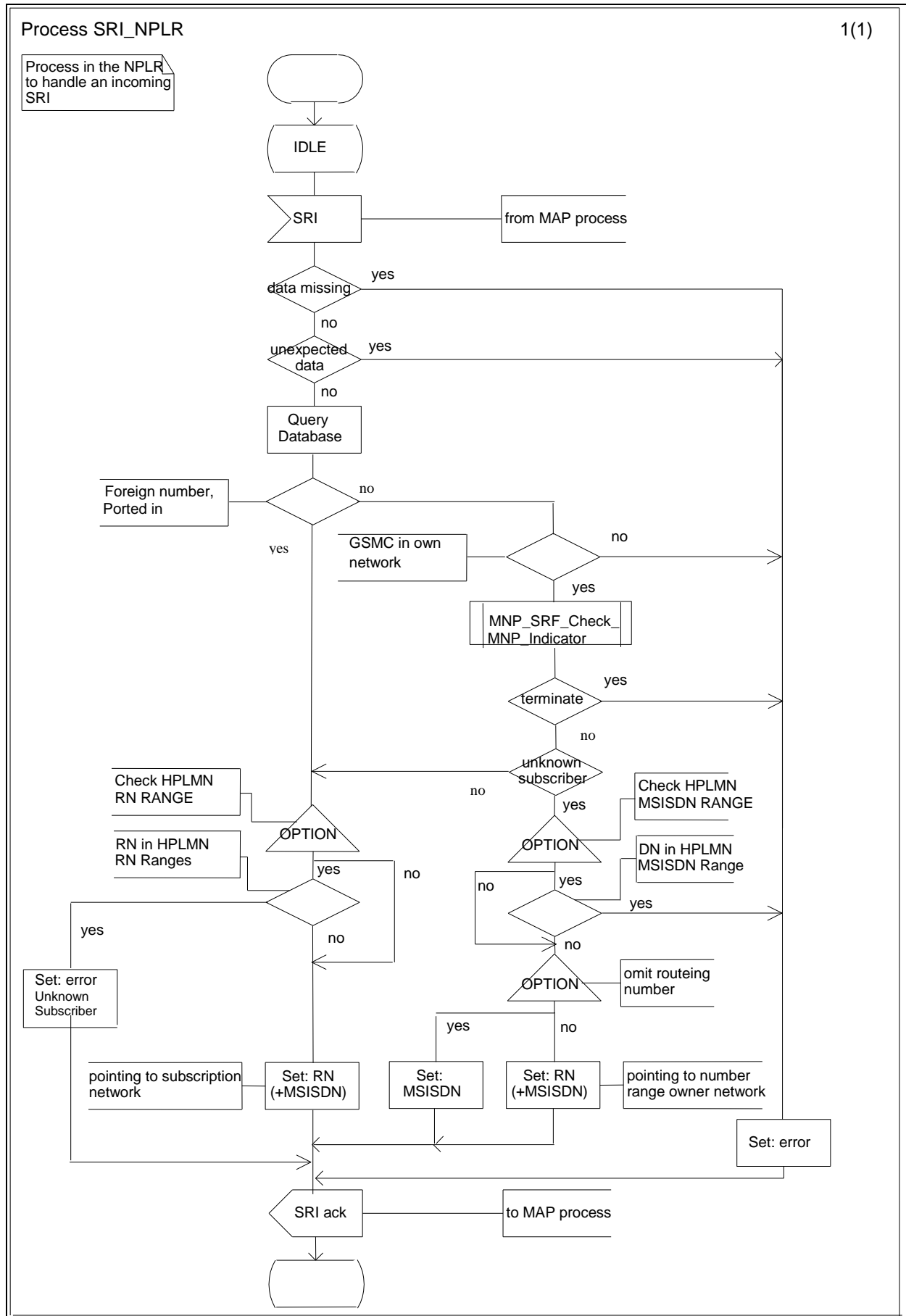


Figure C.2.2.2: Process SRI_NPLR

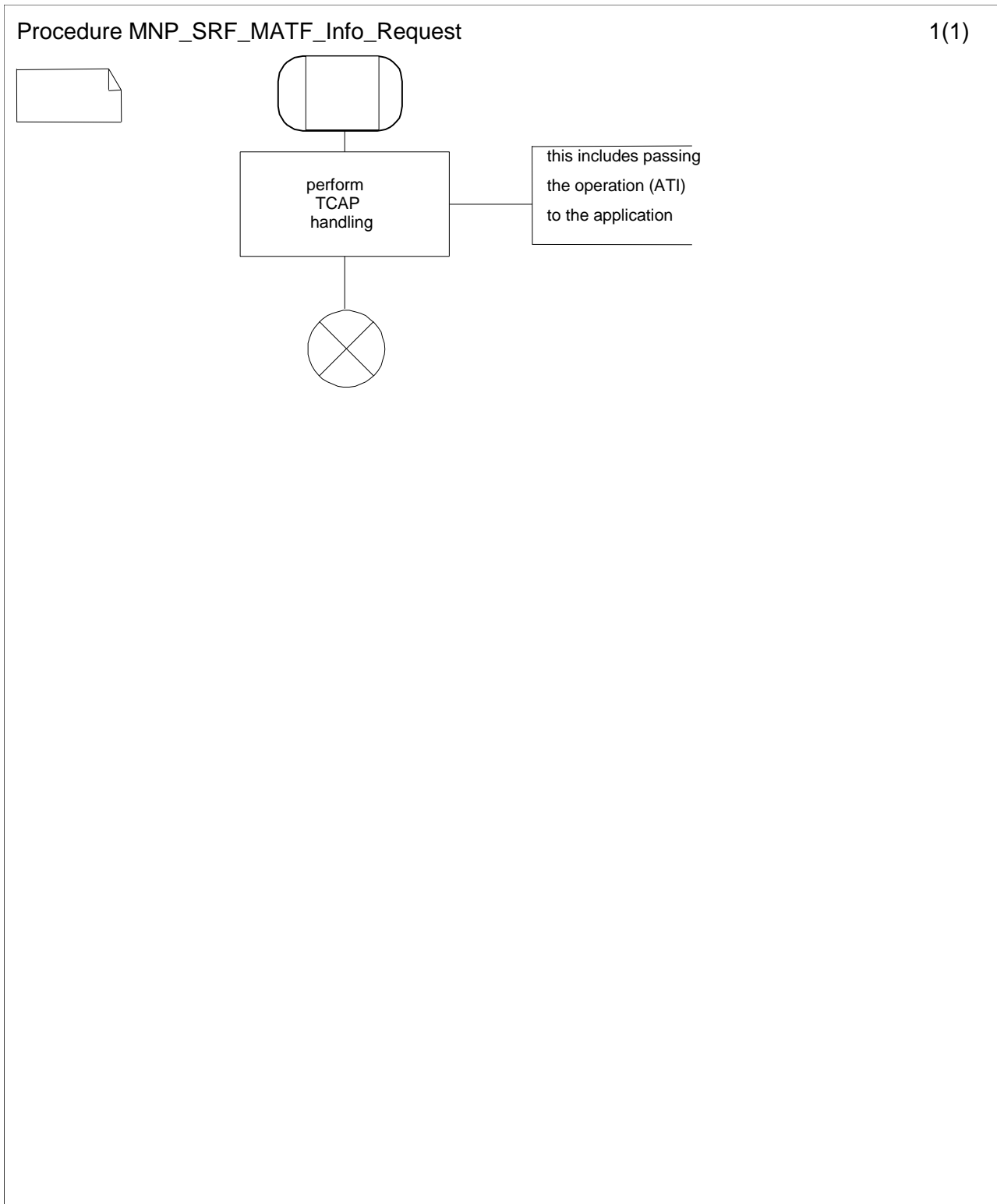


Figure C.2.3.1: Procedure MATF_Info_Request

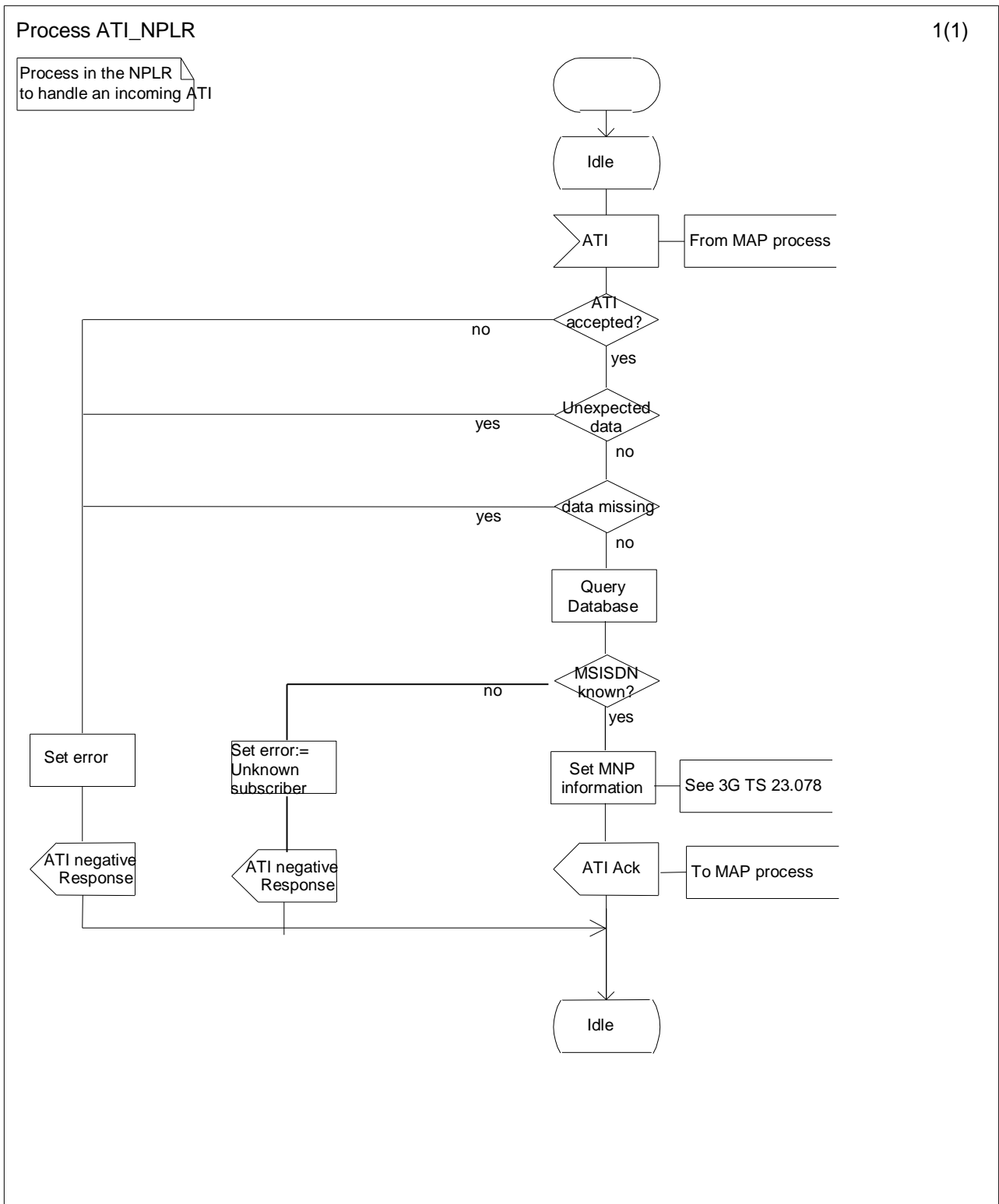


Figure C.2.3.2: Process ATI_NPLR

C.3 Call Scenarios

The notation TT=SRI in diagrams in this section assumes that SRI=CRMNP for ETSI and SRI = Translation Type 14 for ANSI. The use of other translation types is for further study. The message flows for the following scenarios are based on the use of an SCCP relay function in MNP-SRF(s). The message flows for the higher level relay function (e.g.

TC relay) in MNP-SRF are not covered here, but the principle can be found in B.4.2. For further details of the signalling relay function, the reader is referred to [7].

C.3.1 Call to a Non-Ported Number or Number Ported into the Network

Figure C.3.1 shows the signalling involved for a call to a non-ported number or number ported into the network (see 3G TS 23.018 [3]).

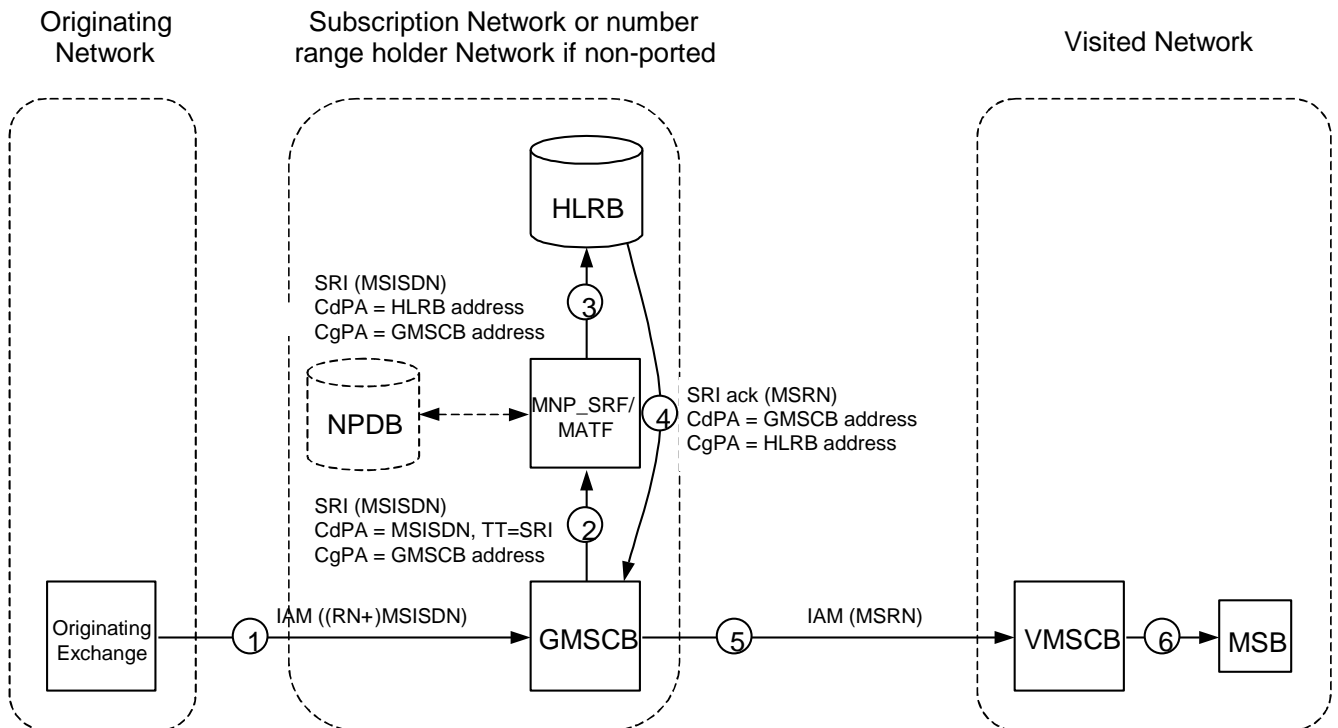


Figure C.3.1: Call to a non-ported number

1. From an Originating Exchange a call is set up to MSISDN. The call is routed to the subscription network being the number range holder network, if the number is non-ported.
2. When GMSCB receives the ISUP IAM, it requests routing information by submitting a MAP SRI to the MNP_SRF/MATF. The TT on SCCP may be set to 'SRI'.
3. When the MNP_SRF/MATF receives the message, the MNP_SRF/MATF analyses the MSISDN in the CdPA and identifies the MSISDN as being non-ported. The MNP_SRF/MATF function then replaces the CdPA by an HLRB address. After modifying the CdPA, the message is routed to HLRB.
4. When HLRB receives the SRI, it responds to the GMSCB by sending an SRI ack with an MSRN that identifies the MSB in the VMSCB.
5. GMSCB uses the MSRN to route the call to VMSCB.

C.3.2 Call to a Ported Number – Originating Network = Subscription Network – Direct Routing

Figure C.3.2 shows the signalling involved for a call to a ported number via direct routing where the call is originated in the subscription network.

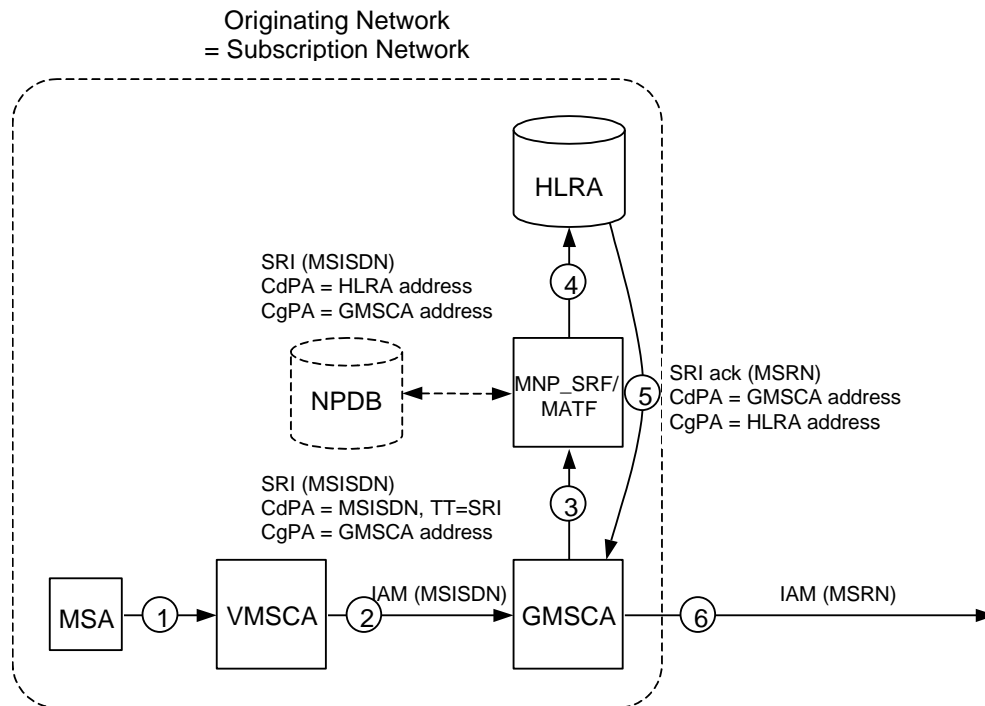


Figure C.3.2: Call to a ported number via direct routing where the call is originated in the subscription network

1. MSA originates a call to MSISDN.
2. VMSCA routes the call to the network's GMSCA.
3. When GMSCA receives the ISUP IAM, it requests routing information by submitting a MAP SRI to the MNP_SRF/MATF. The TT on SCCP may be set to 'SRI'.
4. When the MNP_SRF/MATF receives the message, it analyses the MSISDN in the CdPA and identifies the MSISDN as being ported into the network. The MNP_SRF/MATF function then replaces the CdPA by an HLRA address. After modifying the CdPA, the message is routed to HLRA.
5. When HLRA receives the SRI, it responds to the GMSCA by sending an SRI ack with an MSRN that identifies the MSB in the VMSCB.
6. GMSCA uses the MSRN to route the call to VMSCB.

C.3.3 Mobile Originated Call to a Ported or not known to be Ported Number – Originating Network \neq Subscription Network – Direct Routing

Figure C.3.3 shows the signalling involved for a national mobile originated call to a number not Subscribed in the originating network via direct routing. The scenario describes signalling in the originating network using direct routing in the cases when an own number is ported out, a foreign number is not known to be ported or a foreign number is ported to other foreign network.

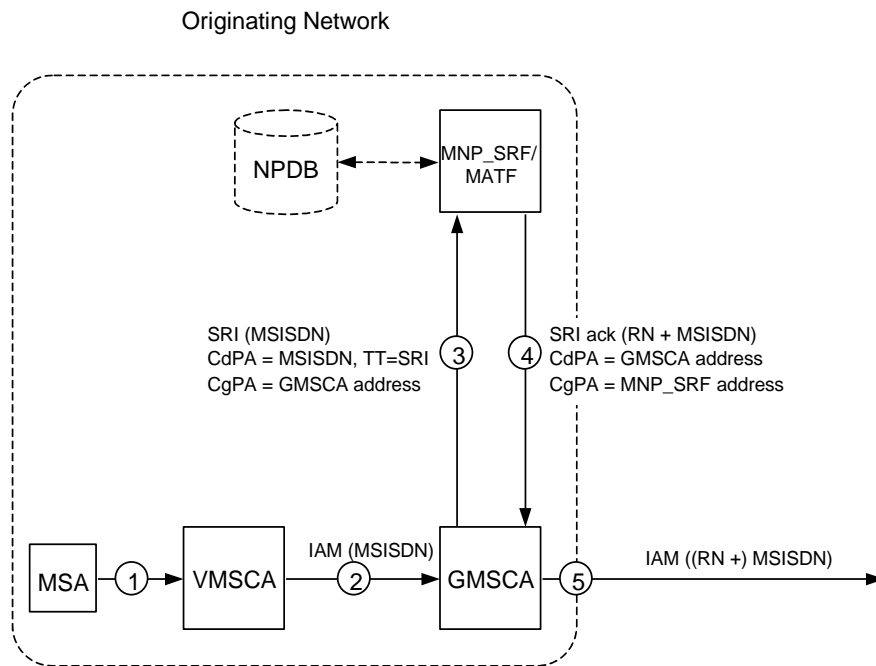


Figure C.3.3: National mobile originated call to a ported number via direct routing

1. MSA originates a call to MSISDN.
2. VMSCA routes the call to the network's GMSCA.
3. When GMSCA receives the ISUP IAM, it requests routing information by submitting a MAP SRI to the MNP_SRF/MATF. The TT on SCCP may be set to 'SRI'.
4. When the MNP_SRF/MATF receives the message, it analyses the MSISDN in the CdPA and identifies the MSISDN as not known to be ported or being ported to another network. As the message is a SRI message, the MNP_SRF/MATF responds to the GMSCA by sending an SRI ack with a RN + MSISDN; For the case the number is not known to be ported the routing number may be omitted.
5. GMSCA uses the (RN +) MSISDN to route the call to GMSCB in the subscription network. Depending on the interconnect agreement, the RN will be added in the IAM or not.

C.3.4 Call to a Ported Number – Indirect Routeing

Figure C.3.4 shows the signalling involved for a call to a ported number via indirect routeing.

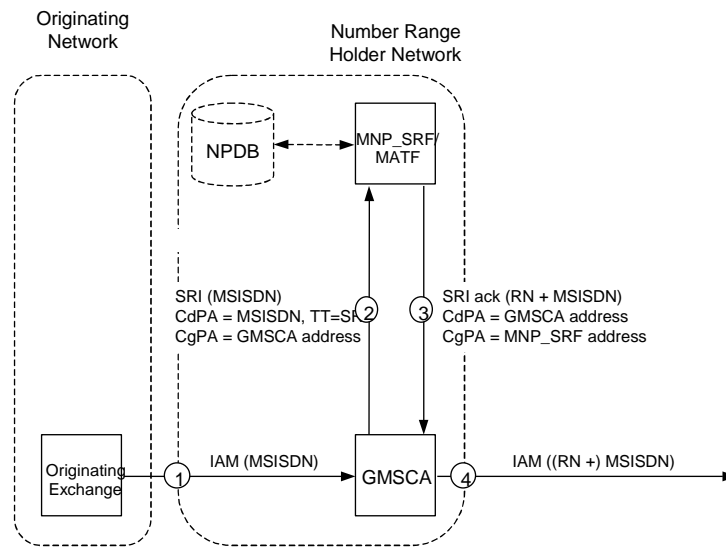


Figure C.3.4: Call to a ported number via indirect routing

1. From an Originating Exchange a call is set up to MSISDN. The call is routed to the number range holder network.
2. When GMSCA in the number range holder network receives the ISUP IAM, it requests routing information by submitting a MAP SRI to MNP_SRF/MATF. The TT on SCCP may be set to 'SRI'.
3. When the MNP_SRF/MATF receives the message, it analyses the MSISDN in the CdPA and identifies the MSISDN as being ported to another network. As the message is an SRI message, the MNP_SRF/MATF responds to the GMSCA by sending an SRI ack with a RN + MSISDN.
4. GMSCA uses the RN + MSISDN to route the call to GMSCB in the subscription network. Depending on the interconnect agreement, the RN will be added in the IAM or not.

C.3.5 Call to a Ported Number – Indirect Routing with Reference to Subscription Network

Figure C.3.5 shows the signalling involved for a call to a ported number where indirect routing with reference to the subscription network is used.

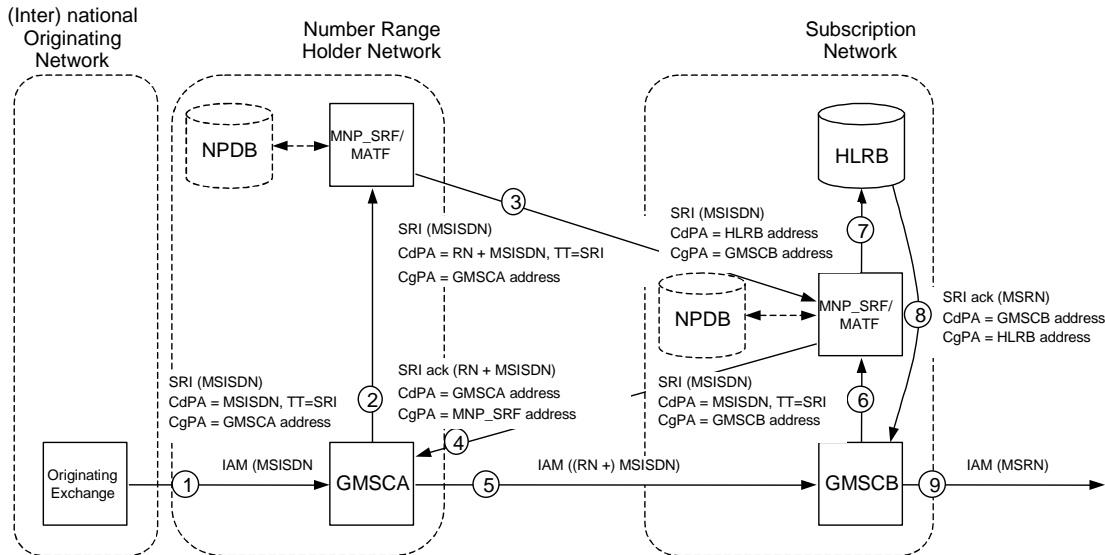


Figure C.3.5: National or international originated call to a ported number where indirect routing with reference to the subscription network is used

1. From an Originating Exchange a call is set up to MSISDN. The call is routed to the number range holder network.
2. When GMSCA in the number range holder network receives the ISUP IAM, it requests routing information by submitting a MAP SRI to the MNP_SRF/MATF. The TT on SCCP may be set to 'SRI'.
3. When MNP_SRF/MATF receives the message, MNP_SRF/MATF operation is triggered. The MNP_SRF/MATF functionality analyses the MSISDN in the CdPA and identifies the MSISDN as being ported to another network. As the message is a SRI message, the MNP_SRF/MATF function relays the message to the subscription network by adding a routing number to the CdPA which information may be retrieved from a database. After modifying the CdPA, the message is routed to the subscription network.
4. When MNP_SRF/MATF in the subscription network receives the SRI, it responds to the GMSCA in the number range holder network by sending a SRI ack with a RN + MSISDN.
5. GMSCA uses the (RN +) MSISDN to route the call to GMSCB in the subscription network; Depending on the interconnect agreement, the RN will be added in the IAM or not.
6. When GMSCB in the subscription network receives the ISUP IAM, it requests routing information by submitting a MAP SRI to MNP_SRF/MATF. The TT on SCCP may be set to 'SRI'.
7. When MNP_SRF/MATF receives the message, MNP_SRF/MATF operation is triggered. The MNP_SRF/MATF functionality analyses the MSISDN in the CdPA and identifies the MSISDN as being ported into the network. The MNP_SRF/MATF function then replaces the CdPA by an HLRB address which information may be retrieved from a database. After modifying the CdPA, the message is routed to HLRB.
8. When HLRB receives the SRI, it responds to the GMSCB by sending an SRI ack with an MSRN that identifies the MSB in the VMSCB.
9. GMSCB uses the MSRN to route the call to VMSCB.

NOTE: The MNP_SRF/MATF in this scenario has only information about all ported numbers to one subscription network, except those for which subscription information is held in the subscription networks HLR. In this scenario the routing depends always on the number range holder and the subscription network.

C.3.6 MNP Info Query - Direct Routeing

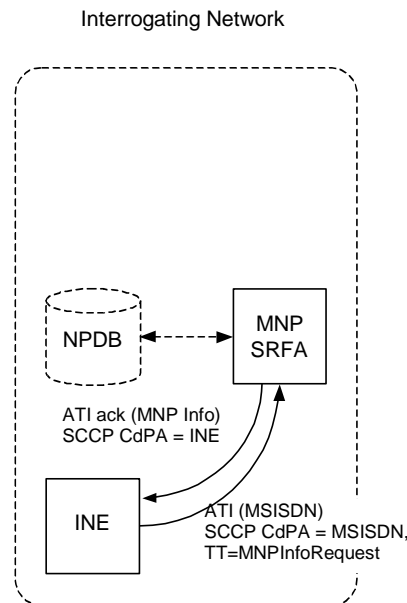


Figure C.3.6: MNP-SRF operation for providing MNP Information where direct routing applies

In a PLMN using a MNP-SRF based MNP solution supporting direct routing, the INE always sends the MNP information request, containing the CdPA, to the MNP-SRF in that network.

The INE may query the MNP information for the called party number or the calling party number.

The INE requesting MNP information may be a gsmSCF for prepaid services (see 3GPP TS 23.078 [18]).

In order to provide enough information for a CAMEL SCP to charge correctly for CAMEL Pre-Paid Calls and SMS to national MSISDNs originated in the HPLMN, operators should ensure that the NPDB contains, at least, MNP information for 'own numbers ported out' and 'foreign numbers ported in'.

C.3.7 MNP Info Query - Indirect Routeing

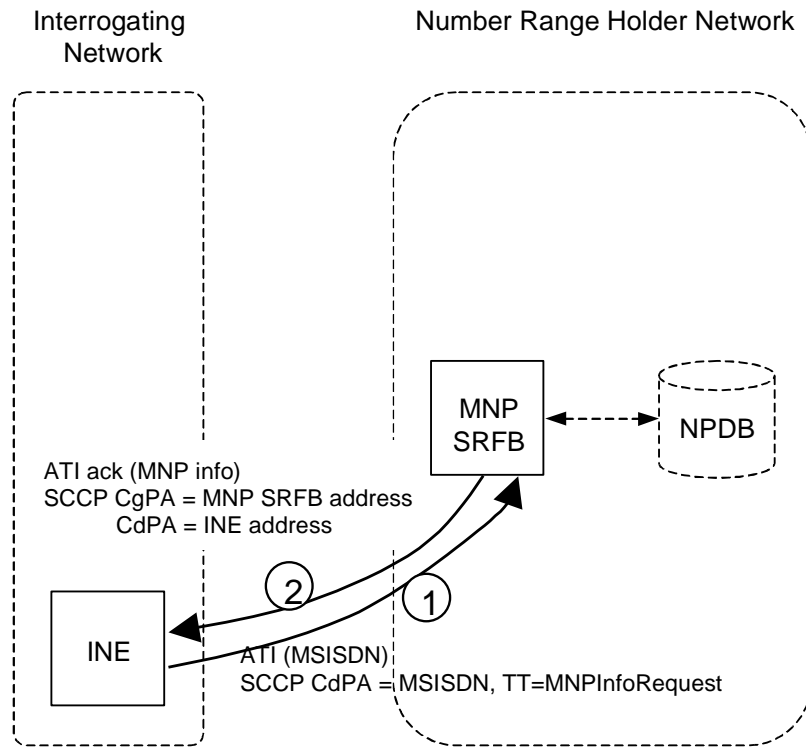


Figure C.3.7: MNP-SRF operation for Providing MNP information where indirect routing applies

The Interrogating Network Entity (INE) submits a MNP Information request message to the MNP-SRFB, which triggers MNP-SRF operation. The MNP-SRFB functionality analyses the MSISDN in the application level and queries an MNP database to get the MNP information. The INE may query the MNP information for the called party number or the calling party number.

The INE requesting MNP information may be a gsmSCF for prepaid services (see 3GPP TS 23.078 [18]).

C.4 Information Flows

Figure C.4.1 shows the information flow for a successful delivery of a call to a non-ported number or number ported into the network. The figure is related to figure C.3.1.

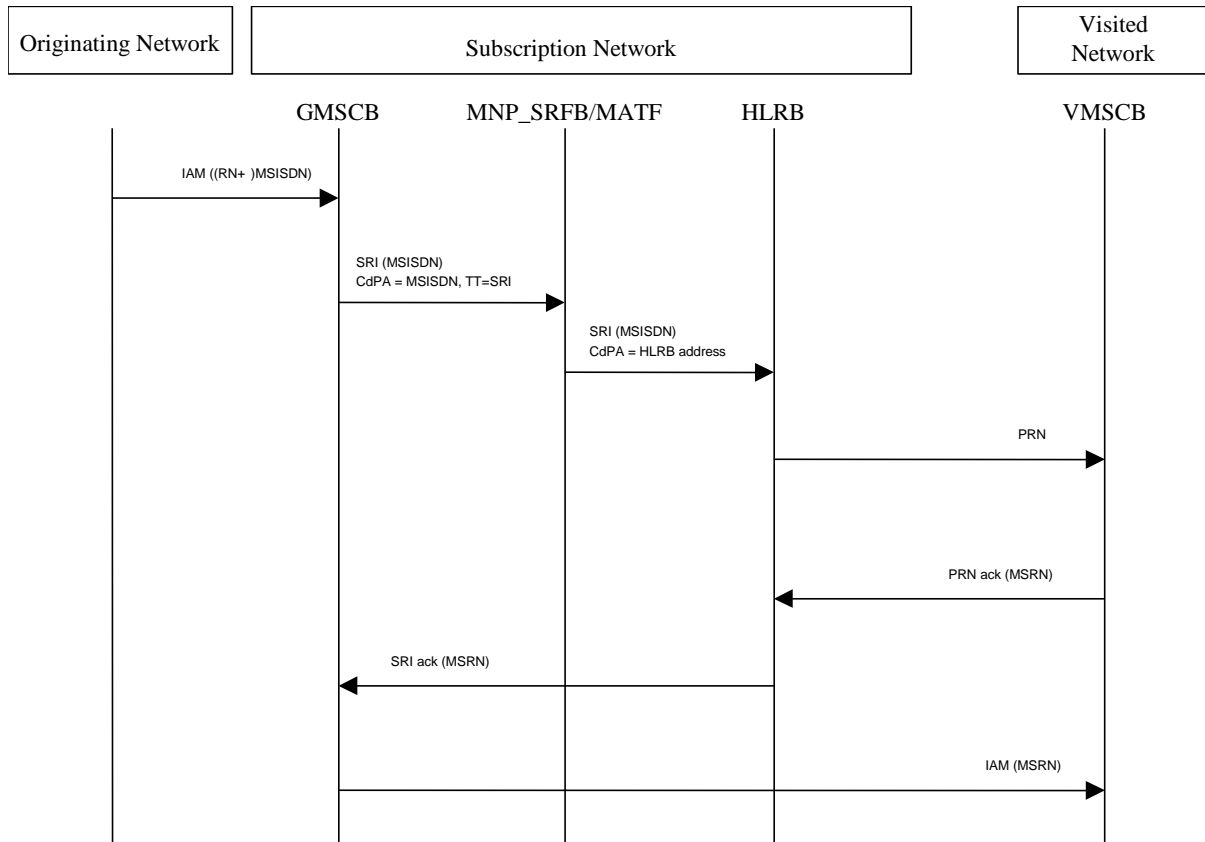


Figure C.4.1: Successful delivery of a call to a non-ported subscriber or number ported into the network

Figure C.4.2 shows the signalling involved for a call to a ported number via direct routing where the call is originated in the subscription network. The figure is related to figure C.3.2.

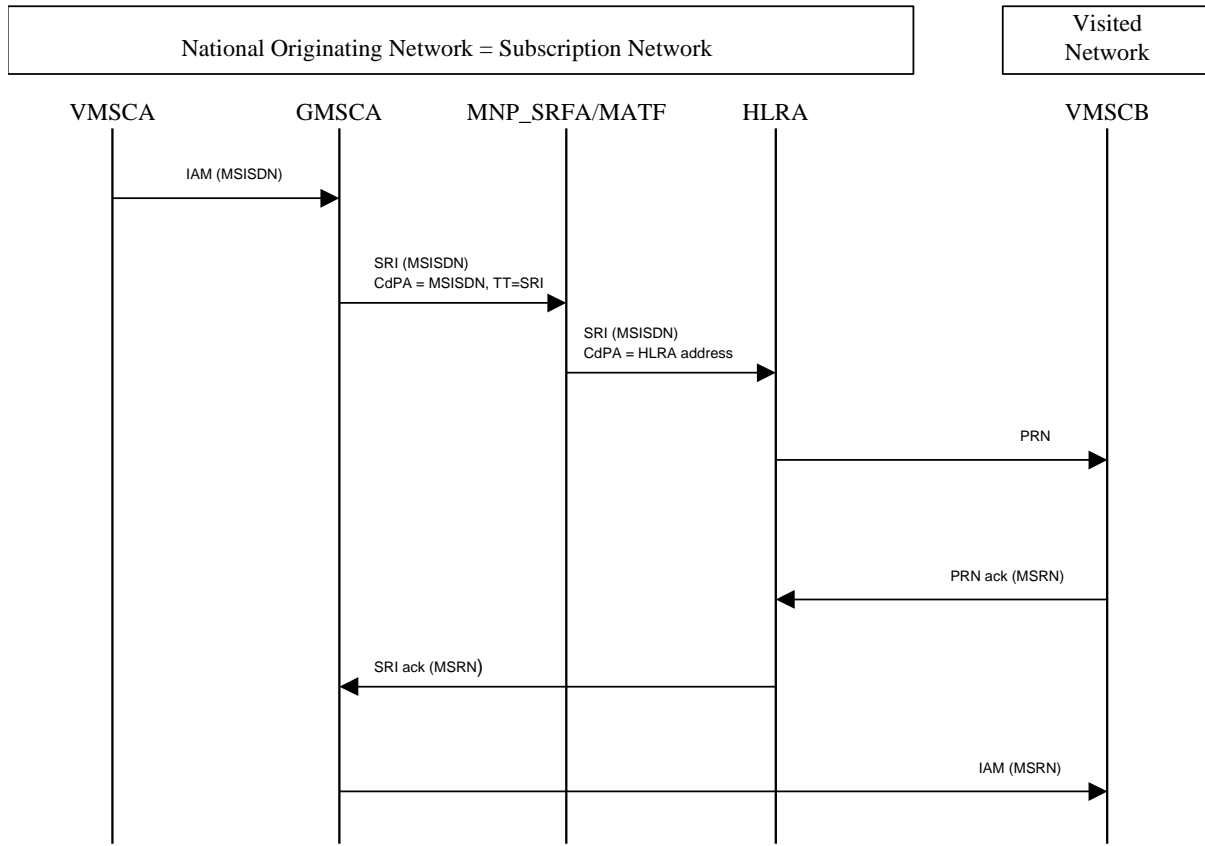


Figure C.4.2: Successful delivery of a call to a ported number via direct routing where the call is originated in the subscription network

Figure C.4.3 shows the signalling involved for a national mobile originated call to a ported number via direct routing. The figure is related to figure C.3.3.

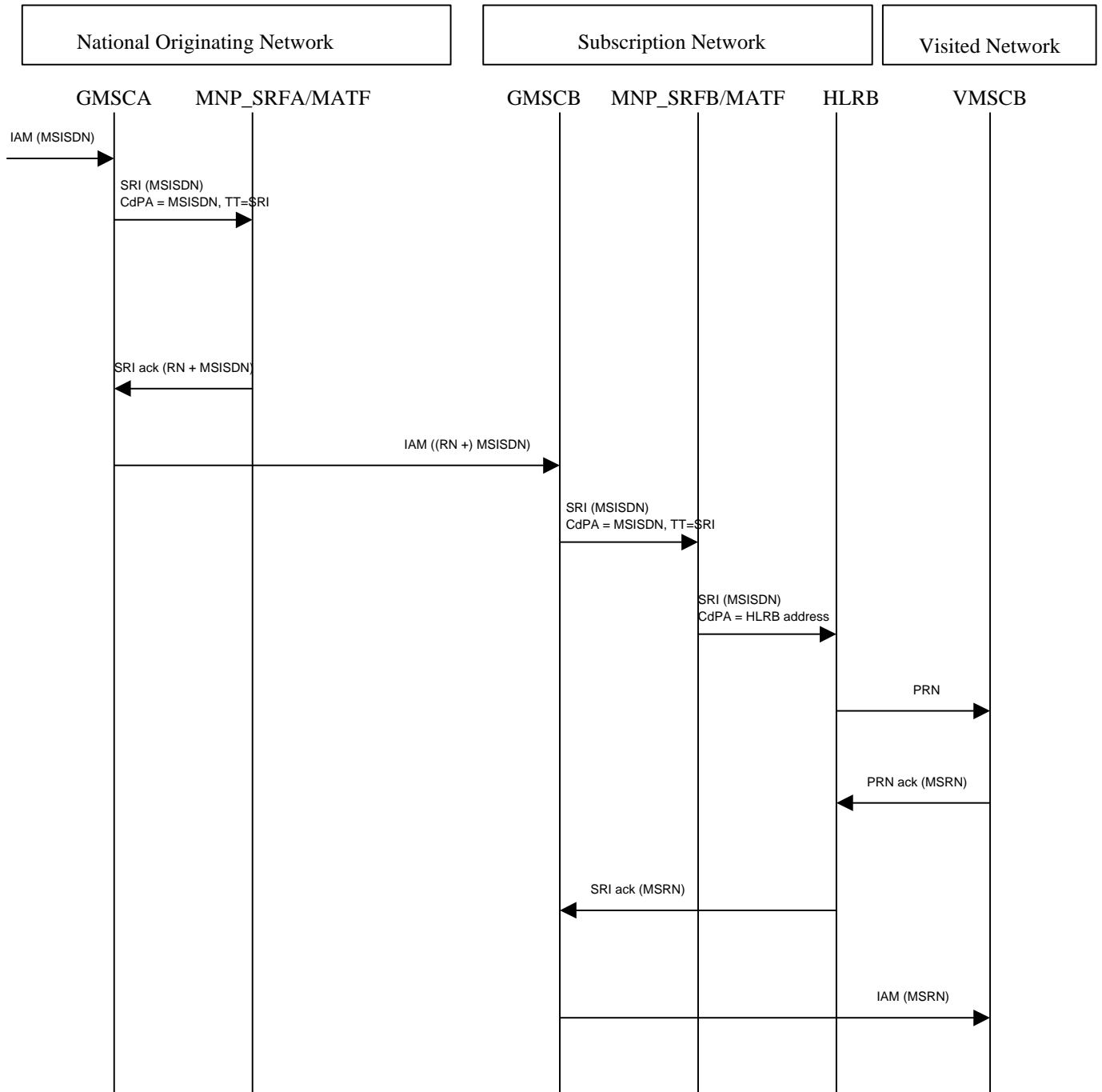


Figure C.4.3: Successful delivery of a national mobile originated call to a ported number via direct routing

Figure C.4.4 shows the signalling involved for a national mobile originated call to a not known to be ported number via direct routing. The figure is related to figure C.3.3.

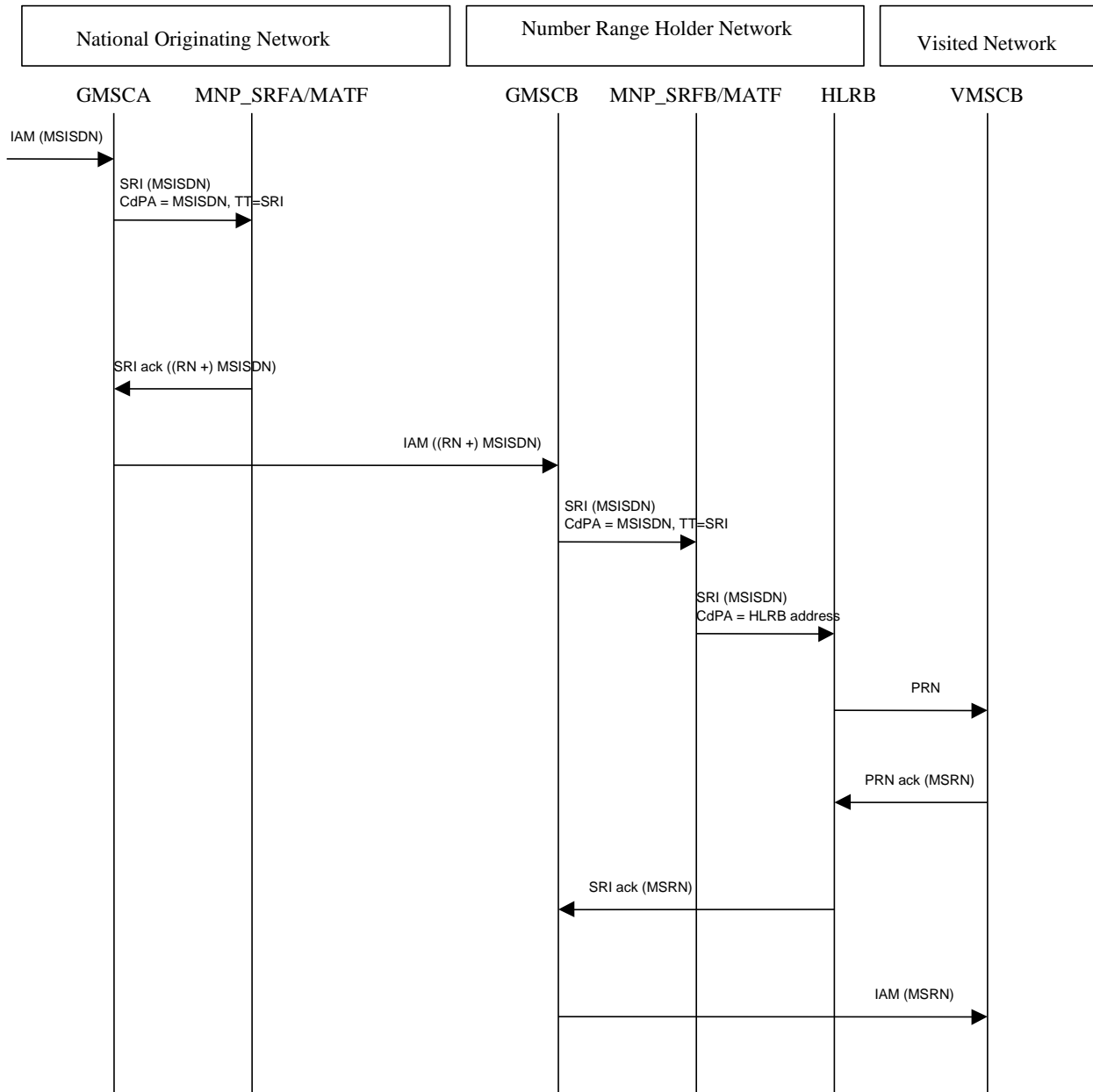


Figure C.4.4: Successful delivery of a national mobile originated call to a not known to be ported number via direct routing

Figure C.4.5 shows the signalling involved for a call to a ported number via indirect routing. The figure is related to figure C.3.4.

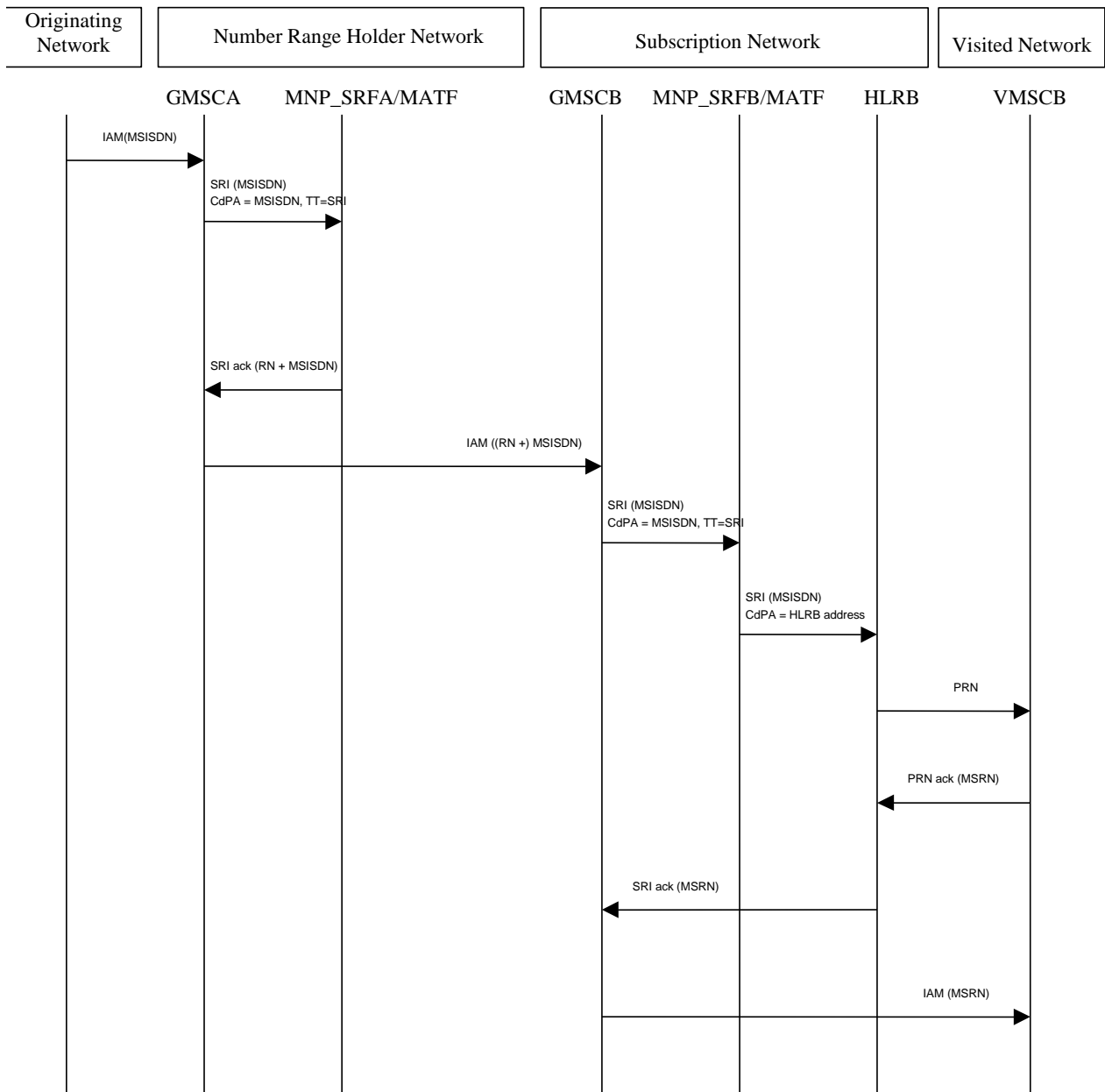


Figure C.4.5: Successful delivery of a call to a ported number via indirect routing

Figure C.4.6 shows the signalling involved for a call to a ported number where indirect routing with reference to the subscription network is used. The figure is related to figure C.3.5.

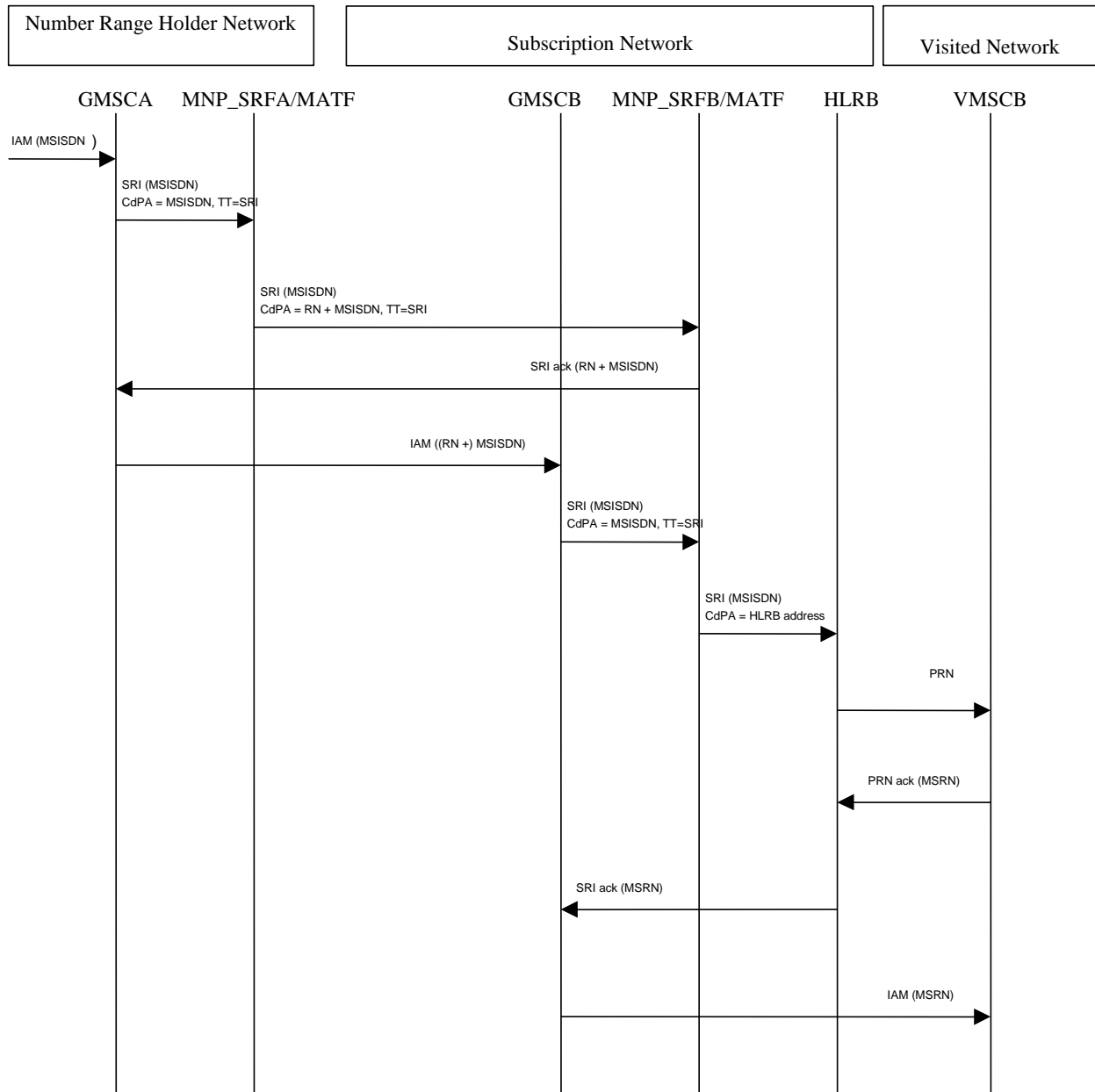


Figure C.4.6: Successful delivery for a call to a ported number where indirect routing with reference to the subscription network is used

C.5 Contents of the messages

This clause contains detailed description of the messages shown in this part B of the specification.

The contents of the messages used on the gsmSCF – MNP-SRF interface are specified in 3G TS 23.078 [19]. When the message is sent from the NPLR to the gsmSCF, the MNP specific information are defined as in clause C.5.2. The gsmSCF may transit the information received from NPLR to the gateway MSC with the CAP Connect message in order to avoid a subsequent SRI message.

C.5.1 Send Routeing Info

The contents of this message are specified in 3G TS 23.018 [3].

C.5.2 Send Routeing Info ack

The contents of this message are specified in 3G TS 23.018 [3]. In the case that the message is sent from the NPLR to the GMSC, the following MNP specific information is defined:

Information element name	Required	Description
Imsi	M	The IMSI returned by an NPLR is a generic IMSI, i.e. it is not tied necessarily to the Subscriber. MCC and MNC values in this IMSI shall point to the Subscription Network of the B Subscriber
Msrn	C	When returned from the NPLR, this parameter contains a Routeing Number that points to Subscription Network. If concatenate addressing is used, it also contains the MSISDN in addition to the Routeing Number. In the case of a number which is not known to be ported, the Routeing Number may be omitted as an operator option. If the routeing number is omitted, this parameter contains only the MSISDN.
Msisdn	C	MSISDN of the B subscriber. This information element shall be present if MSRN contains the routeing number to reach the subscription network for B subscriber and the MSISDN is not contained in the MSRN information element.
MNP Indicator	U	Indicates the number portability status of the subscriber.

C.6 Handling of MAP to ISUP mapping (informative)

Different configurations can be possible within a portability domain depending on the versions of MAP and ISUP protocols being used. The following sections describe possible interworking scenarios.

C.6.1 ETSI Mapping direction: ISUP to MAP

The GMSC always constructs the Send Routeing Info message using the MSISDN. If the incoming IAM corresponds to a ported number the GMSC shall retrieve the MSISDN from the corresponding parameter in the IAM.

C.6.2 ETSI Mapping direction: MAP to ISUP

In MAP SRIack messages from NPLR, MAP versions 1 and 2 only support concatenate addressing for MNP. If MSISDN parameter is present in the SRIack, this means that separate addressing is used in MAP; this is only possible if MAP version 3 is used. MAP version 3 can also support concatenate addressing. In all cases, when a Routeing Number is returned, it is included in the MSRN parameter of the SRIack.

Regardless of how MAP is established, the possible mappings of the parameters in ISUP IAM message is one of these 4 options (see also [6]):

1. CdPN parameter includes only the MSISDN.
2. CdPN parameter includes both RN and MSISDN concatenated.
3. CdPN parameter includes the MSISDN and NRN parameter includes the Routeing Number.
4. CdPN parameter includes the Routeing Number and CDN parameter includes the MSISDN.

In all cases, the method to transport the routeing number in the IAM depends on the interfaces agreed by the operators in the portability domain.

C.6.3 ANSI Mapping direction: ISUP to MAP

The GMSC always constructs the Send Routing Info message using the MSISDN. If the incoming IAM corresponds to a ported number the GMSC shall retrieve the MSISDN from the corresponding parameter in the IAM.

The IAM message is specified for ANSI ISUP implementation in [8] and [9].

C.6.4 ANSI Mapping direction: MAP to ISUP

In MAP SRIack messages from NPLR, MAP versions 1 and 2 only support concatenate addressing for MNP. If MSISDN parameter is present in the SRI Ack, this means that separate addressing is used in MAP; this is only possible if MAP version 3 is used. MAP version 3 can also support concatenate addressing. In all cases, when a Routing Number is returned, it is included in the MSRN parameter of the SRI Ack.

Regardless of how MAP is established, the possible mappings of the parameters in ISUP IAM message is one of these 4 options (see also [8] and [9]):

MAP Parameters	SRI Ack		ISUP Parameters	IAM
IMSI	Subscriber IMSI		CdPN	MSRN
MSRN	MSRN	MAPS TO	GAP	N/A
MSISDN	Not Present		FCI Bit M Indicator	1
MNP Indicator	Not Present			

MAP Parameters	SRI Ack		ISUP Parameters	IAM
IMSI	Default IMSI		CdPN	Dialled DN
MSRN	Dialled DN	MAPS TO	GAP	N/A
MSISDN	Not Present		FCI Bit M Indicator	1
MNP Indicator	NotKnownToBePorted			

MAP Parameters	SRI Ack		ISUP Parameters	IAM
IMSI	Default IMSI		CdPN	RN
MSRN	RN	MAPS TO	GAP	Dialled DN
MSISDN	Dialled DN		FCI Bit M Indicator	1
MNP Indicator	OwnNumberPortedOut			

MAP Parameters	SRI Ack		ISUP Parameters	IAM
IMSI	Default IMSI		CdPN	RN
MSRN	RN	MAPS TO	GAP	Dialled DN
MSISDN	Dialled DN		FCI Bit M Indicator	1
MNP Indicator	Foreign Number PortedToForeign Network			

In all cases, the method to transport the routing number in the IAM depends on the interfaces agreed by the operators in the portability domain.

Annex D: Void

Annex E (informative): Change history

TSG CN#	Spec	Version	CR	<Phase>	New Version	Subject/Comment
#03	GSM 03.66	7.1.0				Transferred to 3GPP CN2
Aug 1999	23.066				3.0.0	
#05	23.066	3.0.0	001		3.1.0	Harmonisation of terminology interrogating
Oct 1999						
#05	23.066	3.0.0	002		3.1.0	Proposed changes to B.4.2 Delivery of SMS to a Non-porting Number - Direct Routing - MNP-SRF acts as Higher-level Relay
Oct 1999						
#05	23.066	3.0.0	003		3.1.0	Clarification of NPLR functionality in not known to be ported case
Oct 1999						
#07	23.066	3.1.0	007r1	R99	3.2.0	Editorial cleanup
Mar 2000						
#07	23.066	3.1.0	008r4	R99	3.2.0	Alignment of IN interface with Fixed Networks
Mar 2000						
#07	23.066	3.1.0	009r3	R99	3.2.0	Detection of database synchronisation errors in SRF
Mar 2000						
#07	23.066	3.1.0	012r2	R99	3.2.0	Result of Public Enquiry 9953
Mar 2000						
#07	23.066	3.1.0	015r1	R99	3.2.0	Clarification of NPDB error detection and MNP specific call handling
Mar 2000						
#08	23.066	3.2.0	019r2	R99	3.3.0	North American Service Provider Number Portability impacts for Mobile Number Portability
Jun 2000						
#11	23.066	3.3.0		Rel-4	4.0.0	Release 4 after CN#11
Mar 2001						
#16	23.066	4.0.0		Rel-4	4.0.1	References updated
Mar 2002						
#16	23.066	4.0.1		Rel-5	5.0.0	Release 5 after CN#16
Jun 2002						
#20	23.066	5.0.0	023r1	Rel-5	5.1.0	IN-based solution for correct charging of calls to ported or non-porting subscribers originated by pre-paid subscribers
Jun 2003						
#21	23.066	5.1.0	026r1	Rel-5	5.2.0	Incorrect CAMEL pre-paid charging in MNP networks
Sep 2003						
CN#22	23.066	5.2.0	027	Rel-5	5.3.0	Incorrect implementation of CR 023r1
Dec 2003						
CN#22	23.066	5.2.0	028r1	Rel-5	5.3.0	MNP correction for prepaid charging
Dec 2003						
CN#26	23.066	5.3.0		Rel-6	6.0.0	Release 6 after CN#26
CT#36	23.066	6.0.0		Rel-7	7.0.0	Upgraded unchanged from Rel-6
CT#42	23.066	7.0.0		Rel-8	8.0.0	Upgraded unchanged from Rel-7
CT#46	-	8.0.0	-	Rel-9	9.0.0	Update to Rel-9 version (MCC)
2011-03	-	9.0.0	-	Rel-10	10.0.0	Update to Rel-10 version (MCC)
2012-09	-	10.0.0	-	Rel-11	11.0.0	Update to Rel-11 version (MCC)